



# **Rubberex**

**Corporation (M) Berhad**

(Company No: 372642-U)

## **ANNUAL REPORT 2012**

# CONTENTS

Notice of Annual General Meeting	2
Corporate Information	5
Profile of Directors	6
Chairman's Statement	9
Audit Committee Report	11
Statement of Corporate Governance	15
Statement on Risk Management and Internal Control	21
Financial Highlights	22
Statement on Shareholdings	23
Directors' Report	26
Independent Auditors' Report	31
Statements of Comprehensive Income	33
Statements of Financial Position	35
Statements of Changes in Equity	37
Statements of Cash Flows	40
Notes to the Financial Statements	44
Supplementary Information	
- Disclosure on Realised and Unrealised Profits or Losses	112
Statement by Directors	113
Declaration by the Officer Primarily Responsible for the Financial Management of the Company	113
Properties Held by The Company and Its Subsidiaries	114
Form of Proxy	



## Notice of Annual General Meeting

NOTICE IS HEREBY GIVEN that the Seventeenth Annual General Meeting of Rubberex Corporation (M) Berhad will be held at 10:00 a.m. on Thursday, 23 May 2013 at The Rooms (formerly known as Kinta Room), Level 1, Impiana Hotel, 18 Jalan Raja Dr. Nazrin Shah, 30250 Ipoh, Perak Darul Ridzuan for the following purposes:-

### AGENDA

1. To receive and adopt the Audited Financial Statements for the financial year ended 31 December 2012 and the Reports of the Directors and the Auditors thereon. **(Resolution 1)**
2. To approve the payment of Directors' fees. **(Resolution 2)**
3. To re-elect the following Directors retiring in accordance with Article 91 of the Articles of Association of the Company:-
  - (i) Mr. Yap Jek Nan **(Resolution 3)**
  - (ii) Dato' Abd Rahim bin Abd Halim **(Resolution 4)**
4. To consider and if thought fit, to pass the following Ordinary Resolution in accordance with Section 129 of the Companies Act, 1965:-

"THAT Dato' Mohamed bin Hamzah, retiring pursuant to Section 129 of the Companies Act, 1965, be and is hereby re-appointed a Director of the Company to hold office until the next Annual General Meeting."

**(Resolution 5)**
5. To appoint Auditors and to authorise the Directors to fix their remuneration. **(Resolution 6)**

### As Special Business

To consider and, if thought fit, to pass the following Ordinary Resolutions:-

6. **Proposed Renewal of Authority for RUBBEREX CORPORATION (M) BERHAD to purchase its own ordinary shares of RM0.50 each representing up to 10% of the issued and paid-up share capital of the Company**

"THAT, subject to the provisions of the Companies Act, 1965, the Memorandum and Articles of Association of the Company, the Listing Requirements of Bursa Malaysia Securities Berhad and any applicable laws, rules, orders, requirements, regulations and guidelines for the time being in force or as may be amended, modified or re-enacted from time to time and the approvals of all relevant governmental and/or regulatory authorities (if any), the Company be and is hereby authorised to purchase such number of ordinary shares of RM0.50 each in the Company ("Proposed Share Buy-Back") as may be determined by the Directors of the Company ("Directors") from time to time through Bursa Malaysia Securities Berhad upon such terms and conditions as the Directors may deem fit, necessary and expedient in the interest of the Company provided that the total aggregate number of shares purchased pursuant to this resolution shall not exceed 10% of the total issued and paid-up share capital of the Company at any point in time of the said purchase(s); and that the Directors of the Company shall allocate an amount of funds which will not be more than the aggregate sum of the retained profits and share premium of the Company for the Proposed Share Buy-Back;

AND THAT upon completion of the purchase by the Company of its own shares, the Directors are authorised to decide at their discretion to cancel all the shares so purchased and/or to retain the shares so purchased as treasury shares of which may be distributed as dividends to shareholders and/or to resell on the market of Bursa Malaysia Securities Berhad and/or to retain part thereof as treasury shares and cancel the remainder;

Notice of Annual General Meeting (cont'd)

AND THAT the Directors be and are hereby authorised and empowered to do all acts and things and to take all such steps and to enter into and execute all commitments, transactions, deeds, agreements, arrangements, undertakings, indemnities, transfers, assignments and/or guarantees as they may deem fit, necessary, expedient and/or appropriate in order to implement, finalise and give full effect to the Proposed Share Buy-Back with full powers to assent to any conditions, modifications, revaluations, variations and/or amendments, as may be required or imposed by any relevant authority or authorities;

AND THAT the Directors be and are hereby empowered immediately upon the passing of this Ordinary Resolution until the conclusion of the next annual general meeting of the Company at which time the authority shall lapse unless by ordinary resolution passed at a general meeting, the authority is renewed either unconditionally or subject to conditions; or the expiration of the period within which the next annual general meeting of the Company is required by law to be held; or the earlier revocation or variation of their authority through a general meeting whichever is the earliest, but not so as to prejudice the completion of purchase(s) by the Company before the aforesaid expiry date."

**(Resolution 7)**

7. **Retention of Independent Non-Executive Directors**

To retain the following Directors as Independent Non-Executive Director of the Company in accordance with the Malaysian Code of Corporate Governance 2012:

- (i) Dato' Mohamed bin Hamzah
- (ii) Mr. Yap Jek Nan

**(Resolution 8)**  
**(Resolution 9)**

8. To transact any other ordinary business of the Company for which due notice has been given.

By Order of the Board

**CHAN CHEE KHEONG** (MAICSA 0810287)  
**CHANG POOI YEE** (MAICSA 7036213)

Secretaries

Ipoh  
30 April 2013

**Notes:**

1. A member of the Company entitled to attend and vote at the meeting is entitled to appoint a proxy to attend and vote in his stead. A proxy may but need not be a member of the Company and the provision of Section 149 (1) (b) of the Companies Act, 1965 shall not apply to the Company. A member shall not be entitled to appoint more than two proxies to attend at the same meeting. Where a member appoints two proxies, the appointments shall be invalid unless he specifies the proportion of his holdings to be represented by each proxy.
2. If a member having appointed a proxy to attend a general meeting attends such meeting in person, the appointment of such proxy shall be null and void in respect of such meeting and his proxy shall not be entitled to attend such meeting.
3. Where a member of the Company is an authorised nominee as defined in the Securities Industry (Central Depositories) Act, 1991 ("SICDA"), it may appoint not more than two (2) proxies in respect of each securities account it holds in ordinary shares of the Company standing to the credit of the said securities account.

Notice of Annual General Meeting (cont'd)

4. Where a member of the Company is an exempt authorised nominee which holds ordinary shares in the Company for multiple beneficial owners in one (1) securities account ("omnibus account"), there is no limit to the number of proxies which the exempt authorised nominee may appoint in respect of each omnibus account it holds. An exempt authorised nominee refers to an authorised nominee defined under SICDA which is exempted from compliance with the provisions of subsection 25A (1) of SICDA.
5. Where a member or the authorised nominee appoints two (2) proxies, or where an exempt authorised nominee appoints two (2) or more proxies, the proportion of shareholdings to be represented by each proxy must be specified in the instrument appointing the proxies.
6. The instrument appointing a proxy, with the power of attorney or other authority (if any) under which it is signed or a notarially certified or office copy of such power or authority, shall be deposited at the Company's registered office at 41, Jalan Medan Ipoh 6, Bandar Baru Medan Ipoh, 31400 Ipoh, Perak Darul Ridzuan not less than forty eight (48) hours before the time appointed for holding the meeting or adjourned meeting, as the case may be, at which the person named as proxy in such instrument proposes to vote, or in the case of a poll, not less than twenty four (24) hours before the time appointed for the taking of the poll, and in default the instrument of proxy shall not be treated as valid.
7. For the purpose of determining a member who shall be entitled to attend this meeting, the Company shall be requesting the Bursa Malaysia Depository Sdn. Bhd. to make available to the Company pursuant to Article 58A (b) of the Articles of Association of the Company and Paragraph 7.16 (2) of the Main Market Listing Requirements of Bursa Malaysia Securities Berhad, a Record of Depositors as at 15 May 2013 and only a Depositor whose name appear on such Record of Depositors shall be entitled to attend this meeting.

**Explanatory Notes To Special Business:**

1. **Resolution 7**  
**Proposed Renewal of Authority for RUBBEREX CORPORATION (M) BERHAD to purchase its own ordinary shares of RM0.50 each representing up to 10% of the issued and paid-up share capital of the Company**

The resolution if passed, will empower the Directors of the Company to purchase the Company's shares up to ten percent (10%) of the issued and paid-up share capital of the Company by utilising the funds allocated which shall not exceed the total retained profits and share premium of the Company. Please refer to the Share Buy-Back Statement dated 30 April 2013, which is dispatched together with the Company's Annual Report 2012.

Please refer to the Circular to Shareholders dated 30 April 2013 for further information.

2. **Resolutions 8 and 9**  
**Retention of Independent Non-Executive Directors**

The resolutions will allow the following directors to continue to act as Independent Non-Executive Directors of the Company:

- (i) **Dato' Mohamed bin Hamzah**  
Dato' Mohamed bin Hamzah was appointed Independent Non-Executive Director of the Company on 24 October 1996, and has therefore served for more than nine (9) years. As at the date of this notice of the AGM, Dato' Mohamed bin Hamzah has served the Company for 17 years. However, Dato' Mohamed bin Hamzah has met the independence guidelines as set out in Chapter 1 of the Bursa Malaysia Securities Berhad Main Market Listing Requirements. The Board, therefore, considers Dato' Mohamed bin Hamzah to be independent and believes that Dato' Mohamed bin Hamzah should be retained as Independent Non-Executive Director.
- (ii) **Mr. Yap Jek Nan**  
Mr. Yap Jek Nan was appointed Independent Non-Executive Director of the Company on 24 October 1996, and has therefore served for more than nine (9) years. As at the date of this notice of the AGM, Mr. Yap Jek Nan has served the Company for 17 years. However, Mr. Yap Jek Nan has met the independence guidelines as set out in Chapter 1 of the Bursa Malaysia Securities Berhad Main Market Listing Requirements. The Board, therefore, considers Mr. Yap Jek Nan to be independent and believes that Mr. Yap Jek Nan should be retained as Independent Non-Executive Director.

## Corporate Information

### DIRECTORS

Y. Bhg. Dato' Mohamed bin Hamzah  
*Chairman*

Ping Kok Koh  
*Managing Director*

Sharifuddin bin Shoib

Poh Choo Lim

Yap Jek Nan

Y. Bhg. Dato' Abd Rahim bin Abd Halim

Mustapha bin Mohamed

Voon Chong Kian  
*Alternate to Ping Kok Koh*

### SECRETARIES

Chan Chee Kheong, MAICSA 0810287  
Chang Pooi Yee, MAICSA 7036213

### AUDITOR

Deloitte KassimChan  
Chartered Accountants

### PRINCIPAL BANKERS

HSBC Bank Malaysia Berhad  
RHB Bank Berhad  
Hong Leong Bank Berhad  
OCBC Bank (Malaysia) Berhad  
Asian Finance Bank Berhad  
HSBC Bank (China) Limited  
China Construction Bank Limited  
United Overseas Bank (China) Limited

### REGISTERED OFFICE

41, Jalan Medan Ipoh 6,  
Bandar Baru Medan Ipoh,  
31400 Ipoh,  
Perak Darul Ridzuan.  
Tel no.: 605 545 1222  
Fax no.: 605 545 9222

### REGISTRAR

Tricor Investor Services Sdn Bhd  
41, Jalan Medan Ipoh 6,  
Bandar Baru Medan Ipoh,  
31400 Ipoh,  
Perak Darul Ridzuan.

### STOCK EXCHANGE LISTING

Bursa Malaysia Securities Berhad (Main Market)  
Stock name: RUBEREX  
Stock code: 7803

### WEBSITES

[www.rubberex.com.my](http://www.rubberex.com.my)  
[www.rubberex-corp.com.my](http://www.rubberex-corp.com.my)

## Directors' Profile

**Dato' Mohamed bin Hamzah**, aged 72, a Malaysian, is an independent non-executive Chairman of the Company. He was appointed to the Board of the Company on 24 October 1996 and assumes his current position on 30 November 1998. He is also the Chairman of the Audit Committee and a member of the Nomination and Remuneration Committees of the Board. Dato' Mohamed bin Hamzah obtained a Bachelor of Arts (Economics) degree from University of Malaya in 1965 and a Masters degree in Business Administration from University of Edinburgh, United Kingdom in 1975. He was appointed to the Board of Rubberex (M) Sdn Berhad, a wholly owned subsidiary of the Company, on 15 June 1991. Dato' Mohamed bin Hamzah spent 25 years of his career as a Government officer in the Diplomatic and Administrative Service. He served as the Deputy-Secretary General of the Ministry of Transport and Director of Land and Mines, Perak from 1984 to 1991. He was also on the Board of Perak State Development Corporation from 1984 to 1990. He also served as Deputy Chairman of Klang Port Commission, Director of Penang Port and Klang Container Terminal from 1990 to 1991.

In 1991, Dato' Mohamed bin Hamzah retired optionally from the government service to join IGB Corporation Berhad as the Chief Operating Officer for the Perak operations of its property related business. He is currently the Chairman of Clearwater Sanctuary Golf Management Bhd which owns and operates a recreational resort for golf in Batu Gajah, Perak.

Dato' Mohamed bin Hamzah does not have any family relationship or conflict of interest with any other director or substantial shareholder of the Company, other than his shareholding interests disclosed in this report. He has not been convicted of any offences in the past ten years, other than traffic offences, if any.

**Mr. Ping Kok Koh**, aged 61, a Malaysian, is a non-independent Managing Director of the Company. He is a Fellow Member of the Association of Chartered Certified Accountants. He joined Rubberex (M) Sdn Berhad, a wholly owned subsidiary of the Company, in 1994 as the Financial Controller and was appointed to the Board of Rubberex (M) Sdn Berhad on 06 September 1995. Mr. Ping Kok Koh was subsequently appointed to the Board of the Company on 19 March 1998 and assumes his present position on 01 January 1999. He was previously attached to IGB Corporation Berhad where he worked as the Accountant and later as Group Accountant from 1981 to 1994. He was also formerly a director of Ip muda Berhad and IJM Corporation Berhad.

Mr. Ping Kok Koh does not have any family relationship or conflict of interest with any other director or substantial shareholder of the Company, other than his shareholding interests disclosed in this report. He has not been convicted of any offences in the past ten years, other than traffic offences, if any.

**En. Sharifuddin bin Shoib**, aged 66, a Malaysian, is a non-independent non-executive director of the Company. He was appointed to the Board of the Company on 24 October 1996. He is also the Chairman of the Remuneration Committee of the Board. He holds a Bachelor of Engineering (Mechanical) degree from Australia which was obtained in 1974 and became a registered Professional Engineer of Malaysia. He has been a board member of Rubberex (M) Sdn Berhad, a wholly owned subsidiary of the Company, since inception. En. Sharifuddin bin Shoib had previously joined Dijaya Corporation Bhd as Factory Manager in July 1983 and was promoted to General Manager and subsequently to Executive Director from August 1991 to June 1994. Prior to joining Dijaya, he held various positions in UAC Berhad from 1970 to 1983. He was the Deputy Manager in Heavy Industries Corporation of Malaysia Berhad (HICOM) from January 1983 to July 1983 and a former non-executive Chairman of Rubber Thread Industries (M) Sdn Bhd ("RTI") in Ipoh, Perak. Currently, En. Sharifuddin bin Shoib is a non-executive Chairman of OKA Corporation Berhad which is primarily involved in the manufacture and sale of pre-cast concrete products and ready-mixed concrete.

En. Sharifuddin bin Shoib does not have any family relationship or conflict of interest with any other director or substantial shareholder of the Company, other than his shareholding interests disclosed in this report. He has not been convicted of any offences in the past ten years, other than traffic offences, if any.

Directors' Profile (cont'd)

**Mr. Poh Choo Lim**, aged 64, a Malaysian, is a non-independent non-executive director of the Company. He was appointed to the Board on 18 June 2001. He is the Chairman of the Nomination Committee. Currently, Mr. Poh Choo Lim is actively involved in the housing and development industry as well as the hotel management business. He is also the Executive Director of Aun Huat & Brothers Sdn Bhd and Grand View Hotel in Ipoh, Perak.

Mr. Poh Choo Lim does not have any family relationship or conflict of interest with any other director or substantial shareholder of the Company, other than his shareholding interests disclosed in this report. He has not been convicted of any offences in the past ten years, other than traffic offences, if any.

**Mr. Yap Jek Nan**, aged 48, a Malaysian, is an independent non-executive director of the Company. He was appointed to the Board of the Company on 24 October 1996. After completing his studies in the United States in 1988, he spent 10 years working in manufacturing and property development companies within the IGB Corporation Berhad group of companies. He is currently the director of Gunung Lang Development Sdn Bhd, a property development company in Ipoh, Perak.

Mr. Yap Jek Nan does not have any family relationship or conflict of interest with any other director or substantial shareholder of the Company, other than his shareholding interests disclosed in this report. He has not been convicted of any offences in the past ten years, other than traffic offences, if any.

**Dato' Abd Rahim bin Abd Halim**, aged 64, a Malaysian, is a non-independent non-executive director of the Company and was appointed to the Board on 09 August 2002. Dato' Abd Rahim bin Abd Halim is a qualified economist by profession. He holds a Bachelor of Economics (Honours) degree from the University of Malaya and has served in several senior positions in the Ministry of International Trade and Industry (MITI). In 1978, Dato' Abd Rahim bin Abd Halim joined Med-Bumikar Mara Sdn Bhd as the Director/General Manager. He has extensive experience in the motor vehicle industry and he was also the founder Director of Daihatsu Malaysia Sdn Bhd, the sole franchise holder for Daihatsu motor vehicles in Malaysia. Formerly a Managing Director of MBM Resources Berhad, he is currently its Chairman. He is also on the Board of several private companies including Perusahaan Otomobil Kedua Sdn Bhd ("Perodua"), Summit Vehicles Bodyworks Sdn Bhd and Oriental Metal Industries (M) Sdn Bhd, where he is presently the Chairman.

Dato' Abd Rahim bin Abd Halim does not have any family relationship or conflict of interest with any other director or substantial shareholder of the Company, other than his shareholding interests disclosed in this report. He has not been convicted of any offences in the past ten years, other than traffic offences, if any.



Directors' Profile (cont'd)

**En. Mustapha bin Mohamed**, aged 67, a Malaysian, is an independent non-executive director of the Company, appointed since 11 April 2008. He is also a member of the Audit Committee, Remuneration Committee and Nomination Committee of the Board. He is a Fellow Member of the Association of Chartered Certified Accountants, a Chartered Accountant with the Malaysian Institute of Accountants and Certified Public Accountants (Malaysia). En. Mustapha bin Mohamed was previously with Coopers & Lybrand Malaysia (now known as Pricewaterhouse Coopers) for 22 years from 1971 to 1993 of which he was a Partner from 1987 to 1993. He previously served as director of Gadek Berhad, Gadek Capital Berhad, Ip Muda Berhad, Credit Corporation of Malaysia Berhad, Ho Hup Construction Company Berhad and MHC Plantations Berhad. He is currently a director of Majuperak Holdings Berhad and MBM Resources Berhad and is also involved in his own business, providing advisory services in relation to his own profession.

En. Mustapha bin Mohamed does not have any family relationship or conflict of interest with any other director or substantial shareholder of the Company, other than his shareholding interests disclosed in this report. He has not been convicted of any offences in the past ten years, other than traffic offences, if any.

**Mr. Voon Chong Kian**, aged 56, a Malaysian, is the alternate director to the Managing Director, Mr. Ping Kok Koh. Mr. Voon Chong Kian is the Executive Director responsible for the Group's manufacturing operations. Prior to joining Rubberex (M) Sdn Berhad, a wholly owned subsidiary of the Company, in 1987, Mr. Voon Chong Kian was attached to Ansell (M) Sdn Bhd for 9 years, his last position as the Quality Assurance Manager. The principal activities of Ansell (M) Sdn Bhd are the manufacture and export of household and surgical gloves.

Mr. Voon Chong Kian does not have any family relationship or conflict of interest with any other director or substantial shareholder of the Company, other than his shareholding interests disclosed in this report. He has not been convicted of any offences in the past ten years, other than traffic offences, if any.

## Chairman's Statement

### Introduction

On behalf of the Board I am pleased to present the Annual Report of the Company for the financial year ended 31 December 2012.

As in the previous financial year, 2012 was another challenging year for the Group. Despite positive U.S economic data, the unsettled Euro zone debt crisis had somehow dampened market sentiment and overall confidence. We are fortunate that the rubber glove industry was spared extreme market volatility as our products are considered necessities in most households and major industries, particularly in the light of heightened hygiene and safety awareness. Therefore, we are pleased that the demand for the Group's products had remained robust in 2012.

Major input material prices such as natural latex and PVC resin, eased in 2012 by 26% and 19% respectively compared to the previous year. However, this outcome was negated by tremendous pressures faced on the annual upward adjustment of minimum wage implemented by the Chinese government that had impacted on our vinyl disposable gloves segment in China. In addition, uncertainties and fluctuations of the Group's major trading currencies such as the U.S. Dollar and Euro had posed a challenge for the Group.

### Financial Results

Despite the above circumstances, the Group posted exceptional results for the financial year just ended with sales turnover of RM376.5 million, which we attributed to stable demand of gloves by consumers and other healthcare professionals. Our vinyl gloves segment remained the most dominant contributor with turnover of RM234.7 million in 2012 compared to RM223.3 million in 2011; this segment represented 62% of our Group's turnover.

The Group's gross profit margin showed a strong growth of 42%, from RM32.6 million in 2011 to RM46.2 million in 2012, and operating profit before finance costs, depreciation and amortisation also increased by 33%, from RM37.0 million in the previous year to RM49.3 million in 2012. This significant improvement was contributed by both the Malaysia and China operations through better product pricing, product mix and lower production costs due to overall advancements in plant operating efficiencies.

Similarly, Group pretax profits grew from RM11.6 million in 2011 to RM25.9 million, a commendable 123% increase. However, the Group was not immune to challenges such as fluctuations in our Ringgit against major trading currencies and raw material prices. Labour costs in China continued to rise and we intensified our efforts to implement various automation processes in order to reduce reliance on manual workforce. We are pleased to report that our net cash position remained strong at RM21.2 million and Group profit after tax attributable to shareholders had increased from RM8.5 million in the previous year to RM22.0 million in the financial year just ended.

### Dividends

The Board will continue with its policy of paying dividends as long as Group performance is satisfactory. The first interim dividend of 2.5 sen per share tax-exempt (nominal value of RM0.50 each) in respect of the financial year just ended was paid on 20 February 2012. The Company also paid another tax-exempt dividend of 2.5 sen per share in January 2013 in respect of financial year 2013.

Chairman's Statement (cont'd)

**Future prospects**


The challenges and operating conditions faced by the Group in 2012 is expected to persist in 2013. Though the inflationary stress in China is showing signs of easing, it is still considered high and unpredictable, with workers' minimum wages and input material prices continually exerting pressures on manufacturers. In Malaysia, the minimum wage policy that had also come into effect in January 2013 is expected to impact the Group's bottom line as well. Efforts to mitigate these cost increases will continue to be an ongoing process, where the management will explore and implement various cost savings measures, particularly automation and energy savings which would benefit the Group in the long term.

Notwithstanding, the management is also exploring the possibility of producing other new products which are synergistic to the Group's operations and that could complement our existing range of products. Thus, we remain optimistic that these new products will contribute to the revenue growth and widen the earning base of the Group.

**Appreciation and acknowledgment**

On behalf of the Board, I wish to express our sincere appreciation to the management and staff of the Group for their hard work and dedication. Our thanks also go towards the Malaysian and Chinese governments, the relevant authorities, our customers, shareholders, bankers, advisors and business associates for their valued support and assistance.

Thank you.



**Dato' Mohamed bin Hamzah**  
Chairman

## Audit Committee Report

### MEMBERS OF THE AUDIT COMMITTEE

Dato' Mohamed bin Hamzah	(Chairman, Independent Non-Executive Director)
Dato' Abd Rahim bin Abd Halim	(Non-Independent Non-Executive Director)
Mustapha bin Mohamed	(Independent Non-Executive Director)

### TERMS OF REFERENCE OF THE AUDIT COMMITTEE

#### 1. MEMBERSHIP

- 1.1 An independent Audit Committee exists to implement and support the functions of the Board. The Committee shall be appointed by the Board of Directors from amongst the Directors of the Company and shall consist of not less than three(3) members;
- 1.2 All members of the Audit Committee must be non-executive directors, with a majority of them, including the Chairman of the Audit Committee, being independent directors and at least one member of the Committee:-
  - (a) must be a member of the Malaysian Institute of Accountants; or
  - (b) has at least three years working experience and
    - (i) has passed the examinations specified in Part 1 of the First Schedule of the Accountants Act 1967, or
    - (ii) is a member of one of the Associations of Accountants specified in Part II of the First Schedule of the Accountants Act 1967, or
  - (c) fulfils such other requirements as prescribed and approved by Bursa Malaysia Securities Berhad;
- 1.3 No Alternate Directors shall be appointed as a member of the Audit Committee;
- 1.4 The Chairman of the Audit Committee shall be elected amongst their members and is an independent non-executive Director;
- 1.5 If a member of the Audit Committee resigns or for any reason ceases to be a member with a result that the number of members is reduced below three, the Board of Directors shall, within three months appoint such number of new members as may be required to make up the minimum of three members; and
- 1.6 The Board of Directors shall review the terms of office and performance of the Audit Committee and of each of its members at least once every three years to determine whether the Audit Committee and its members have carried out their duties within the terms of reference.

#### 2. OBJECTIVES

The primary objectives of the Audit Committee are:

- (a) to assist the Board of Directors in discharging its responsibilities relating to the Group's and the Company's management of principal risks, internal controls, financial reporting and compliance of statutory and legal requirements; and
- (b) to maintain through regularly scheduled meetings, a line of communication between the Board of Directors, senior management, internal auditors and external auditors.

Audit Committee Report (cont'd)

**TERMS OF REFERENCE OF THE AUDIT COMMITTEE** (cont'd)

3. RIGHTS AND AUTHORITY

The Audit Committee shall:

- (a) have authority to investigate any matter within its terms of reference;
- (b) have the resources which are required to perform its duties;
- (c) have full and unrestricted access to information, records and documents relevant to its activities;
- (d) have direct communication channels with the external and internal auditors;
- (e) be able to engage, consult and obtain outside legal or other independent professional advice and to secure the attendance of outsiders with relevant experience and expertise if it considers necessary; and
- (f) be able to convene meetings with external auditors, internal auditors, or both, excluding the attendance of other directors and employees of the Company or of the Group, whenever deemed necessary.

4. FUNCTIONS AND DUTIES

The duties and responsibilities of the Audit Committee shall be to review the following and report to the Board of Directors:

- (a) With the external auditors:
  - (i) their audit plans and audit reports;
  - (ii) their evaluation of the system of internal controls;
  - (iii) their audit fee and matters concerning their suitability for nomination, appointment and re-appointment;
  - (iv) the management letter and management's response arising from audit; and
  - (v) any other issues and reservations arising from audit.
- (b) With the internal auditors:
  - (i) the adequacy and relevance of the scope, functions, competency and resources of the internal audit function and that it has the necessary authority to carry out its work; and
  - (ii) the internal audit programme and results of internal audit processes including actions taken and/or recommendations.
- (c) The quarterly results and year-end financial statement, prior to the approval of the Board of Directors, focusing particularly on:
  - (i) changes in or implementation of major accounting policies and practices;
  - (ii) significant and unusual events;
  - (iii) significant adjustments arising from audit;
  - (iv) the going concern assumption; and
  - (v) compliance with accounting standards, regulatory and other legal requirements.
- (d) The propriety of any related party transaction and conflict of interest situation that may arise within the Company or the Group including any transaction, procedure or course of conduct that raise questions of management integrity; and
- (e) Any other functions and duties as may be agreed by the Audit Committee and the Board of Directors from time to time.

Audit Committee Report (cont'd)

**MEETINGS OF THE AUDIT COMMITTEE**

1. The Chairman of the Audit Committee shall report on each meeting to the Board of Directors and the Secretary of the Audit Committee shall be the Company Secretary;
2. The Secretary of the Audit Committee shall be entrusted with the circulation of the agenda and notice of meetings prior to each meeting and shall record all proceedings and minutes of Audit Committee meetings;
3. The quorum for an Audit Committee meeting shall be at least two members and the majority of members present must be independent directors;
4. Audit Committee meetings shall be held not less than four times a year and internal or external auditors may attend the meetings upon the invitation of the Audit Committee;
5. At least twice a year, the Audit Committee shall meet with the external auditors without the presence of any executive directors and management of the Company to deliberate on the audit plans, summaries of findings and any other matters directly affecting the Company and the Group; and
6. Four Audit Committee meetings were held during the financial year ended 31 December 2012. The attendance record of each member is as follows:-

Dato' Mohamed bin Hamzah	4/4
Dato' Abd Rahim bin Abd Halim	4/4
Mustapha bin Mohamed	4/4

**SUMMARY OF ACTIVITIES OF THE AUDIT COMMITTEE**

The main activities of the Audit Committee in the financial year ended 31 December 2012 were as follows:

1. Reviewed the adequacy and relevance of the scope, functions, resources, audit plans and results of audit processes, with the external and internal auditors;
2. Reviewed the audit reports and major findings prepared by the external and internal auditors, and management's responses thereto;
3. Reviewed the quarterly financial reports and year-end financial statements of the Company and of the Group and thereafter submitting them to the Board of Directors for consideration and approval;
4. Reviewed the latest changes of pronouncement issued by accountancy, statutory and regulatory bodies on matters generally relevant to the Audit Committee;
5. Reported to the Board of Directors any significant issues and concerns discussed during the Committee's meetings with external and internal auditors, and where appropriate, made the necessary recommendations to the Board;
6. Reviewed the Company's and the Group's compliance with the listing requirements of Bursa Malaysia Securities Berhad;

Audit Committee Report (cont'd)

**SUMMARY OF ACTIVITIES OF THE AUDIT COMMITTEE** (cont'd)

7. Considered and recommended to the Board of Directors for approval, the audit fees payable to the external and internal auditors; and
8. Prepared the Audit Committee Report for inclusion in the Company's Annual Report.

**SUMMARY OF ACTIVITIES OF THE INTERNAL AUDIT FUNCTION**

The main activities of the Internal Audit function in the financial year ended 31 December 2012 were as follows:

1. Reviewed the draft quarterly financial reports and year-end financial statements with Management and Audit Committee;
2. Carried out risk management and review of key business areas including credit and liquidity risks, cash flows, foreign exchange risks and other evaluations of internal control systems, accounting and management information systems;
3. Ensured the compliance of the Company's and of the Group's practices with established policies, procedures, laws and regulations and where applicable, recommended corrective actions to improve control processes. The Internal Audit function also followed-up on these actions to ensure correct and adequate implementation;
4. Issued periodic internal audit reports to the Audit Committee members and Management;
5. Followed up on any compliance issues raised by the external auditors in the course of audit and considered management's corrective actions thereof;
6. Attended Audit Committee meetings to table and discuss the internal audit activities carried out and deliberated on the adequacies and summaries of audit results;
7. Performed other ad-hoc examinations and reviews as requested by Management, as appropriate.

All internal audit activities for the financial year ended 31 December 2012 were conducted by an in-house audit team and no areas of the Internal Audit function were outsourced. The total costs incurred for the internal audit function during the year amounted to RM143,530.

## Statement of Corporate Governance

Rubberex believes in good corporate governance in the conduct of its operations, dealings with third parties and financial management of the organisation and recognises its importance to protect the interests of the Company's shareholders, including those of the minority shareholders.

The following are statements on application of the principles laid down in the Malaysian Code on Corporate Governance 2012 ("Code"). The Company has, throughout the financial year ended 31 December 2012, complied with the Code.

### THE BOARD OF DIRECTORS

#### Principal Duties

The Board takes full responsibility for the overall performance of the Company and the Group by setting the vision and objectives and by directing the policies, strategic action plans and stewardship of the Group's resources. It focuses mainly on strategies, financial performance and critical business issues.

#### Composition of the Board

The Board is made up of one executive director and six non-executive directors, three of which are independent directors. The Managing Director, Ping Kok Koh has many years of experience in the Group's core businesses. The Group is focused on businesses it is good at and the intimate knowledge and vast experiences of the management team in the business has enabled the Group to achieve leadership positions in its chosen industry.

The non-executive directors are individuals of calibre and credibility, including some with vast varied experiences and seniority. The non-executive directors are actively involved in various Board committees. They provide a broader view, independent assessment and opinions on management proposals.

Although a relatively small Board, it provides an effective blend of entrepreneurship, business and professional expertise. The Board has at least four regularly scheduled meetings annually. Board meetings bring an independent judgement to bear on issues of strategy, performance, resources and standards of conduct.

#### Directors' Training

All directors, including non-independent directors, have attended and completed the Mandatory Accreditation Programme as prescribed by Bursa Malaysia Securities Berhad. The directors, either collectively or individually, have also attended various public talks and training sessions to keep abreast with developments in the business environment as well as to assist them in discharging their duties more effectively. Some of these training sessions were as follows:-

- Roles and Responsibilities of Company Directors in Malaysia;
- National Tax Seminar 2012 – Budget Proposals 2013;
- MIA Conference 2012; and
- Listing Requirements – Continuing Disclosure Obligations.



Statement of Corporate Governance (cont'd)

**Board Meetings**

Five Board Meetings were held during the financial year ended 31 December 2012. The attendance record of each director during the year is as follows:

<b>Name</b>	<b>Attendance</b>
Dato' Mohamed bin Hamzah	5/5
Ping Kok Koh	5/5
Sharifuddin bin Shoib	5/5
Poh Choo Lim	5/5
Yap Jek Nan	4/5
Dato' Abd Rahim bin Abd Halim	5/5
Mustapha bin Mohamed	5/5
Voon Chong Kian (alternate to Ping Kok Koh)	5/5

The Board composition in respect of the ratio of independent directors is three or one-third of the Board, in compliance with Bursa Malaysia Securities Berhad's Listing Requirements.

The roles of the Chairman and the Managing Director are distinct and separate with responsibilities clearly drawn out to ensure a balance of power and authority. Generally, executive directors are responsible for making and implementing operational decisions. Non-executive directors play a key supporting role, contributing their knowledge and experience towards the formulation of policies and in the decision-making process.

There is also balance in the Board with the presence of independent directors who are individuals of credibility and repute and who demonstrate objectivity and clear independence of judgement.

**Supply of information**

All Board members are supplied with information in a timely manner. Board reports are circulated prior to the Board Meetings to enable the Directors to obtain further information and explanation, where necessary, before the meetings.

The Board reports provide, amongst others, periodical financial and corporate information, significant operational, financial and corporate issues, performance of business units and management proposals that require Board's approval, including the annual Group budget.

The Board has the service of two Company Secretaries who ensure that all appointments are properly made, that all necessary information is obtained from the Directors, both for the Company's own records and for the purposes of meeting statutory requirements as well as obligations arising from the Listing Requirements or other regulatory requirements. The Company Secretaries are also charged with highlighting all issues that they feel ought to be brought to the Board's attention.

Besides Company Secretaries, independent directors also have unfettered access to the financial officers and internal auditors of the Company.

In exercising their duties, Board committees are entitled to obtain professional opinions or advice from external consultants such as merchant bankers, valuers, human resource consultants, etc.

Statement of Corporate Governance (cont'd)

**Appointment of Directors**

The Nomination Committee of the Company is responsible for making recommendations for any appointments to the Board. In making these recommendations, the Nomination Committee considers the required mix of skills and experience that the directors should bring to the Board. Any new nomination received is forwarded to the full Board for assessment and endorsement.

The Nomination Committee comprises the following directors:

Poh Choo Lim (Chairman)  
Dato' Mohamed bin Hamzah  
Mustapha bin Mohamed

**Re-election**

Under the existing provisions of the Company's Articles of Association, one third of the directors are required to retire from office by rotation at least once every three years and subject to re-election at each Annual General Meeting.

**Directors' Remuneration**

The Company's remuneration scheme is linked to performance, service seniority, experience and scope of responsibilities. The Remuneration Committee of the Company comprises the following directors:

Sharifuddin bin Shoib (Chairman)  
Dato' Mohamed bin Hamzah  
Mustapha bin Mohamed

The Committee ascertains and approves remuneration packages of executive directors in accordance with the Company's policy guidelines and with reference to external benchmark reports.

Fees for non-executive directors are determined by the full Board with the approval from shareholders at the Annual General Meeting. Individual directors affected are not involved in the approval of their own packages.

The details of the remuneration of directors of the Company comprising remuneration received or receivable from the Company and subsidiary companies during the financial year ended 31 December 2012 are as follows:-

- Aggregate remuneration of directors categorised into appropriate components:

	<b>Emoluments RM</b>	<b>Fees RM</b>	<b>Total RM</b>
Executive Directors	493,266	-	493,266
Non-executive Directors	-	127,500	127,500

- Number of Directors whose remuneration falls into the following bands:

<b>Range of remuneration</b>	<b>Executive</b>	<b>Non-executive</b>
Below RM50,000	-	6
RM400,001 to RM500,000	1	-

Statement of Corporate Governance (cont'd)

## ACCOUNTABILITY AND AUDIT

### Directors' Responsibility for the Annual Audited Financial Statements

The Directors are responsible for ensuring that the Company keeps proper accounting records and that the accounts and other financial reports are prepared in accordance with the Financial Reporting Standards in Malaysia and the provisions of the Companies Act, 1965.

### Financial Reporting

A comprehensive Annual Report is published and sent to all shareholders at the end of each financial year. Through the Chairman's Statement, Directors' Report, financial highlights and key performance indicators, the shareholders are informed about the operations of the Group. On a quarterly basis, the Company also releases to Bursa Malaysia Securities Berhad, details of the Group's performance for the information of the public and shareholders.

### Shareholders

Shareholders are kept informed of all material business matters affecting the Group through disclosures to Bursa Malaysia Securities Berhad and press releases where appropriate. The Annual General Meeting, is also a means of communicating with shareholders. At the Meeting, members of the Board as well as the Auditors of the Company are present to answer questions raised by the shareholders.

Any queries or concerns with regards to the Rubberex Group may be addressed to the following person(s):-

Chan Chee Kheong, Company Secretary  
Chang Pooi Yee, Company Secretary  
Tel no.: 605 548 0888  
Fax no.: 605 545 9222

### Internal Control

The Internal Audit department has been established internally to assist the Audit Committee in discharging its duties and responsibilities. The role of the Internal Audit department is to provide the Committee with independent and objective reports on the state of internal controls of the various operating functions within the Group and the extent of compliance of the functions with established policies and procedures.

Throughout the financial year, audit assignments were carried out and completed by the Internal Audit department. Audit reports were issued with regard to system and control weaknesses noted in the course of the audit and management's responses on the audit findings. The Internal Audit department also followed up on implementation and disposition of all findings and recommendations. The total costs incurred for the internal audit function during the year amounted to RM143,530.

### Audit Committee

The Company has an Audit Committee whose composition meets the Listing Requirements i.e. two independent directors forming the majority and a member that is a qualified accountant. The Audit Committee meets periodically to carry out its functions and duties pursuant to its terms of reference. Other Board members also attend meetings upon the invitation of the Audit Committee.

Statement of Corporate Governance (cont'd)

**Relationship with External Auditors**

The Audit Committee meets with the external auditors at least twice during the year and maintains an appropriate relationship that is both formal and transparent.

**OTHER INFORMATION**

**Utilisation of Proceeds**

The Company did not carry out any corporate exercise to raise funds during the financial year.

**Share Buy-backs**

A total of 874,100 shares were bought back and retained as treasury shares during the financial year as set out below:

Month	No. of shares purchased and retained as Treasury Shares	Highest price paid RM	Lowest price paid RM	Average price paid # RM	Total consideration paid RM
June	15,000	0.6650	0.6650	0.6644	9,966
November	13,400	0.7700	0.7550	0.7726	10,352
December	845,700	0.7100	0.7100	0.7126	602,628
	<b>874,100</b>	<b>0.7700</b>	<b>0.6650</b>	<b>0.7127</b>	<b>622,946</b>

# inclusive of brokerage, commission, clearing house fee and stamp duty

There was no resale of Treasury shares during the year.

**Options, Warrants and Convertible Securities**

During the financial year, the Company increased its issued and fully paid-up ordinary share capital from RM101,253,776 to RM114,639,408 by way of:-

- (a) an issue of 26,760,895 new ordinary shares of RM0.50 each arising from the conversion of 22,747,060 nominal value of 4%, 5-year irredeemable convertible unsecured loan stocks ("ICULS") at the conversion price of RM0.85 per ordinary share; and
- (b) an issue of 10,370 new ordinary shares of RM0.50 each at an exercise price of RM0.85 per share arising from the exercise of Warrants.

The resulting premium arising from the shares issued of RM5,194,021 has been credited to the share premium account.

The new ordinary shares rank pari passu with the then existing shares of the Company.

There were no other issues of options, warrants or convertible securities during the financial year.

Statement of Corporate Governance (cont'd)

**American Depository Receipt (ADR)/Global Depository Receipt (GDR) Programme**

The Company did not sponsor any ADR or GDR Programmes during the financial year.

**Imposition of Sanctions/Penalties**

There were no sanctions and/or penalties imposed on the Company and its subsidiaries, directors or management by any local or foreign regulatory bodies during the financial year.

**Non-audit fees**

There are no non-audit fees paid to the external auditors during the financial year.

**Variation in results**

There was no material variance between the audited results of the Group for the financial year ended 31 December 2012 and unaudited results previously released on 22 February 2013.

**Profit Estimate, Forecast of Projection and/or Profit Guarantee**

The Company did not release any profit estimate, forecast, projection or guarantee for the financial year just ended.

**Material Contracts**

There were no material contracts entered into by the Company and its subsidiaries involving the directors and/or substantial shareholders or contracts relating to loans entered into by the Company and its subsidiaries either still subsisting at the end of the financial year or entered into since the end of the financial year.

**Revaluation Policy on landed properties**

There was no revaluation of landed properties during the financial year ended 31 December 2012.

**Corporate Social Responsibility (CSR)**

The Company and Group are committed to the ISO 14001 Environmental Management Systems and Standards accreditation where various efforts are implemented and/or intensified to minimise any adverse effects of the manufacturing processes to the environment. In addition, the Company also made some donations to various charities and welfare organisations during the financial year ended 31 December 2012.

## Statement on Risk Management and Internal Control

This Statement is prepared in compliance with paragraph 15.26(b) of the Main Market Listing Requirements of Bursa Malaysia Securities Berhad which requires the Board of Directors of public listed companies to include in its Annual Report, a “statement about the state of internal control of the listed issuer as a group”.

The Board of Directors of Rubberex Corporation (M) Berhad is committed to maintaining a sound system of risk management and internal control in the Group and is pleased to provide the following Statement on Risk Management and Internal Control for the financial year ended 31 December 2012.

### Board Responsibility

The Board of Directors is responsible for the adequacy and effectiveness of the Group’s Risk Management and Internal Control systems. This includes the establishment of an appropriate control environment and risk management framework as well as continually reviewing the adequacy and integrity of the said systems to safeguard our stakeholders’ interests and the Group’s assets. The system of risk management and internal controls covers finance, operations, management information systems and compliance with relevant laws, both local and foreign, all other statutory regulations, policies and procedures.

Whilst acknowledging its responsibilities, the Board of Directors is also aware of the limitations that are inherent in any systems of internal control and risk management, therefore such systems are designed to manage rather than totally eliminate the risks of failure to achieve business objectives. Accordingly, such systems can only provide reasonable rather than absolute assurance against material losses, misstatements or breaches of laws and/or regulations.

### Risk Management Framework

The Group’s risk management and internal control framework is a continually updated and ongoing process for identifying, evaluating and managing significant risks impacting the Group. The implementation of the risk management and internal control systems are operated within the Group by qualified personnel and supported by Management throughout the financial year. The Board of Directors, with the assistance of its Audit Committee, has also received assurance from senior Management that the Group’s risk management and internal control systems are operating adequately and effectively at the present time.

### Internal Audit Function

The Internal Audit department is an independent division in the Group that reports functionally to the Audit Committee. The head of the Internal Audit department meets at least quarterly with the Audit Committee and provides the Committee with objective reports on the state of internal controls within the Group. Internal Audit also carries out ad-hoc audit assignments under the direction of the Audit Committee, if necessary.

### Other Key Elements of the Group’s Internal Control System

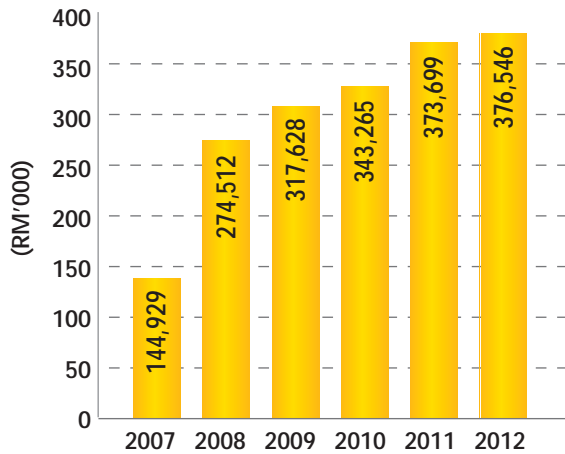
The Group’s internal control system is designed primarily to facilitate the achievement of the Group’s business objectives and comprise, among others, the following salient features:-

- **Organisation structure**  
The organisation structure of the Group includes defined lines of responsibility and delegation of authority to the Committees of the Board as well as authority limits for management and operating units;
- **Group policies and procedures**  
The Group’s policies and procedures are set in place to ensure controls in authorisation limits as well as compliance to current laws and regulations. These policies and procedures are clearly communicated to employees and include an expected code of conduct and discipline to which employees acknowledge at the time of employment;
- **Budgeting and monitoring processes**  
The operating subsidiary companies within the Group draw up an annual budget plan prior to the commencement of each new financial year that is seen and approved by Management before a Group Annual Budget is compiled and presented to the Board of Directors for consideration. Actual operating results are compared to the forecasted results regularly with variances reviewed and management action taken, where necessary. The Board of Directors is also informed of such variances on a quarterly basis;
- **Financial Performance Review**  
Regular and comprehensive information are provided to Management, covering financial results and key business indicators such as sales, production volumes, profit margins and cash flow performance;
- **Audit Committee**  
The Audit Committee comprises non-executive members of the Board of Directors, with two independent directors forming the majority and a member that is a qualified accountant. The Audit Committee has full and unrestricted access to any information pertaining to the Group and has direct communication access to both the internal and external auditors of the Group.

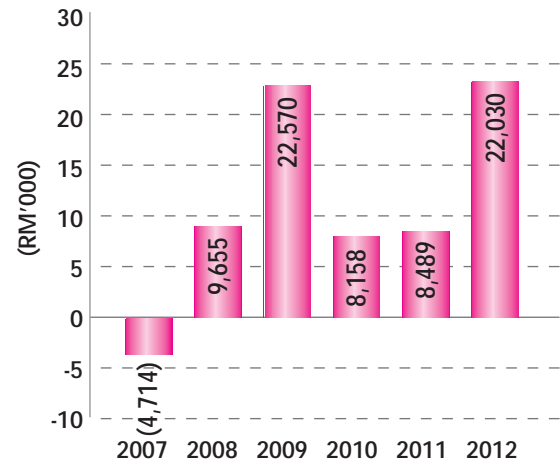
For the financial year just ended, no control deficiencies were noted and the Board of Directors is of the view that the risk management and internal control systems of the Group are appropriate and adequate.

## Financial Highlights

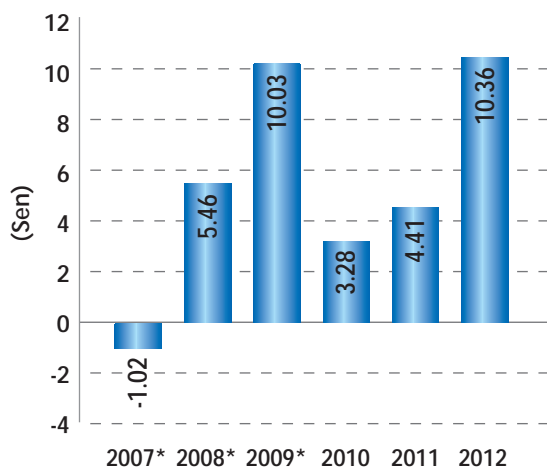
### Revenue



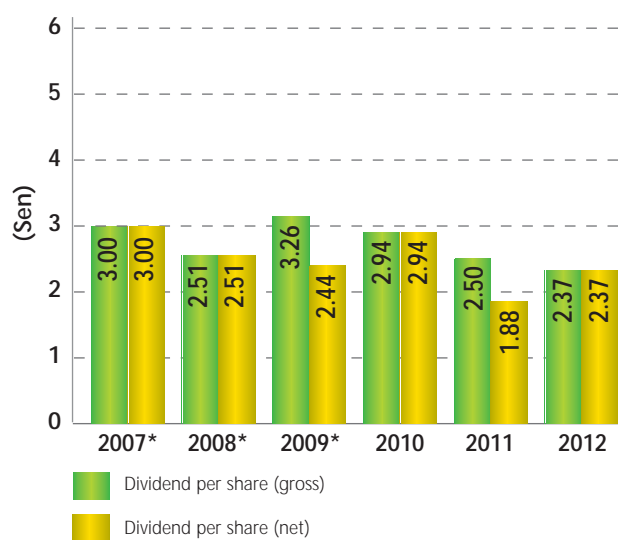
### Profit/(Loss) for the Year



### Earning Per Share (basic)



### Dividend Per Share (gross/net)



\* Restated due to subdivision of shares in 2010 wherein the par value of each ordinary share of RUBEREX was revised from RM1.00 to RM0.50

## Statement of Shareholdings as at 22 March 2013

Authorised Share Capital	:	RM200,000,000
Issued and Paid up Capital	:	RM114,639,408
Treasury Shares	:	1,939,900
Class of Shares	:	Ordinary Shares of RM0.50 each
Voting Rights		
On show of hands	:	1 vote
On a poll	:	1 vote for each share held

### DISTRIBUTION OF SHAREHOLDERS AS AT 22 MARCH 2013

#### Size of Shareholdings

as at 22 March 2013

(excluding 1,939,900 treasury shares)

	No. of Holders	% of Holders	No. of Shares	% of Shares
Less than 100	174	3.23	8,847	0.00
100 – 1,000	326	6.06	187,268	0.08
1,001 – 10,000	3,285	61.06	17,375,270	7.64
10,001 – 100,000	1,425	26.49	42,277,402	18.60
100,001 to less than 5% of issued shares	167	3.10	97,952,630	43.09
5% and above of issued shares	3	0.06	69,537,500	30.59
Total	5,380	100.00	227,338,917	100.00

### 30 LARGEST SECURITIES ACCOUNT HOLDERS FOR ORDINARY SHARES

No.	Names	Shares	%
1	Public Nominees (Tempatan) Sdn Bhd – Pledged Securities A/C for Med-Bumikar Mara Sdn Bhd (PIVB)	32,444,889	14.27
2	Duvest Holdings Sdn Bhd	24,047,750	10.58
3	Med-Bumikar Mara Sdn Bhd	13,044,861	5.74
4	Public Nominees (Tempatan) Sdn Bhd – Pledged Securities A/C for Aun Huat & Brothers Sdn Berhad (E-IMO/BCM)	8,352,941	3.67
5	Aun Huat & Brothers Sdn Berhad	6,956,145	3.06
6	Teng Cheng Bon @ Teng Kim Tee	6,889,184	3.03
7	Aun Huat & Brothers Sdn Berhad	5,891,686	2.59
8	Yap Siew Chin	5,355,400	2.36
9	Diamond Silk International Sdn Bhd	3,814,345	1.68
10	RHB Capital Nominees (Tempatan) Sdn Bhd – Pledged Securities A/C for Ping Kok Koh (041005)	3,429,704	1.51
11	Kon Choi Ying	2,934,638	1.29
12	Public Nominees (Tempatan) Sdn Bhd – Pledged Securities Account For Med-Bumikar Mara Sdn Bhd (Sam)	2,889,111	1.27
13	Mega First Housing Development Sdn Bhd	2,728,800	1.20
14	RHB Capital Nominees (Tempatan) Sdn Bhd – Pledged Securities A/C for Sharifuddin bin Shoib (041004)	2,164,542	0.95
15	Low Hin Choong	2,101,200	0.92
16	ECML Nominees (Tempatan) Sdn Bhd – Ping Kok Koh (PCS)	1,813,334	0.80
17	Voon Chong Kian	1,800,126	0.79



Statement of Shareholdings  
as at 22 March 2013 (cont'd)

**30 LARGEST SECURITIES ACCOUNT HOLDERS FOR ORDINARY SHARES** (cont'd)

No.	Names	Shares	%
18	Wong Kit Peng	1,380,000	0.61
19	Liew Sui Kum	1,322,966	0.58
20	Ong Suan Kim	1,136,964	0.50
21	Tok Peck Hong	1,081,000	0.48
22	Mohamed bin Hamzah	945,135	0.42
23	Teng Cheng Bon @ Teng Kim Tee	935,590	0.41
24	HLIB Nominees (Tempatan) Sdn Bhd – Pledged Securities Account For Koon Yew Yin (M)	930,800	0.41
25	Woi Yoon Kim	833,089	0.37
26	Rampai Dedikasi Sdn Bhd	800,000	0.35
27	Sabri bin Abd Hamid	796,000	0.35
28	Shum Yoke Chee	723,758	0.32
29	Life Enterprise Sdn Bhd	609,000	0.27
30	Goh Mooi Huan	582,366	0.26
	Total	138,735,324	61.04

**SUBSTANTIAL SHAREHOLDERS AS AT 22 MARCH 2013**  
**ORDINARY SHARES OF RM0.50 EACH**

	Direct	No. of shares held		%
		%	Indirect	
Med-Bumikar Mara Sdn Bhd	48,378,861	21.28	-	-
Duvest Holdings Sdn Bhd	24,047,750	10.58	-	-
Teng Cheng Bon @ Teng Kim Tee	7,824,774	3.44	24,047,750	10.58 *
Aun Huat & Brothers Sdn Berhad	21,260,358	9.35	-	-
Ping Kok Koh	-	-	33,108,854	14.56 \\\
Sharifuddin bin Shoib	54,114	0.02	26,212,292	11.53 **
Poh Chee Meng @ Fook Fatt	42,000	-	21,643,479	9.52 ^
P & F Holdings Sdn Bhd	370,666	0.16	21,260,358	9.35 ++
Poh Cheong Meng & Sons Sdn Bhd	516,024	0.23	21,260,358	9.35 ++
Poh Yin Hoe & Sons Holding Sdn Bhd	-	-	21,260,358	9.35 ++
Poh Chee Meng & Sons Holdings Sdn Bhd	383,121	0.17	21,260,358	9.35 ++

\* Deemed interest through Duvest Holdings Sdn Bhd

\*\* Deemed interest through Duvest Holdings Sdn Bhd and RHB Capital Nominees (Tempatan) Sdn Bhd

\\ Deemed interest through Duvest Holdings Sdn Bhd, ECML Nominees (Tempatan) Sdn Bhd, Mayban Nominees (Tempatan) Sdn Bhd, RHB Capital Nominees (Tempatan) Sdn Bhd and Kon Choi Ying

++ Held directly by Aun Huat & Brothers Sdn Bhd

^ Held directly by Aun Huat & Brothers Sdn Bhd and Poh Chee Meng & Sons Holdings Sdn Bhd

Statement of Shareholdings  
as at 22 March 2013 (cont'd)

**DIRECTORS' INTERESTS AS AT 22 MARCH 2013**  
**ORDINARY SHARES OF RM0.50 EACH**

	No. of shares held			
	Direct	%	Indirect	%
Dato' Mohamed bin Hamzah	945,135	0.42	153,505	0.07
Ping Kok Koh	-	-	33,108,854	14.56
Yap Jek Nan	-	-	-	-
Sharifuddin bin Shoib	54,114	0.02	26,212,292	11.53
Poh Choo Lim	310,000	0.14	120,000	0.05
Dato' Abd Rahim bin Abd Halim	-	-	-	-
Voon Chong Kian (Alternate Director)	1,800,312	0.79	400,000	0.18
Mustapha bin Mohamed	-	-	-	-

The rest of this page is intentionally left blank.

## Directors' Report

The directors of **RUBBEREX CORPORATION (M) BERHAD** have pleasure in submitting their report and the audited financial statements of the Group and of the Company for the financial year ended December 31, 2012.

### PRINCIPAL ACTIVITIES

The Company is principally involved in investment holding.

The principal activities of the subsidiary companies are disclosed in Note 16 to the financial statements.

There have been no significant changes in the nature of the activities of the Company during the financial year.

### RESULTS OF OPERATIONS

The results of operations of the Group and of the Company for the financial year are as follows:

	<b>The Group RM</b>	<b>The Company RM</b>
Profit for the year	<u>22,030,830</u>	<u>5,483,676</u>

In the opinion of the directors, the results of operations of the Group and of the Company during the financial year have not been substantially affected by any item, transaction or event of a material and unusual nature.

### DIVIDENDS

An interim dividend of 2.5 sen per share, tax-exempt, amounting to RM5,044,089, computed based on the outstanding issued and paid-up capital of 201,763,565 ordinary shares of RM0.50 each, excluding treasury shares of 1,065,800 held by the Company, was declared and paid in respect of the current financial year.

No final dividend is proposed in respect of the current financial year.

### RESERVES AND PROVISIONS

There were no material transfers to or from reserves or provisions during the financial year other than those disclosed in the financial statements.

Directors' Report (cont'd)

**ISSUE OF SHARES AND DEBENTURES**

During the financial year, the Company increased its issued and fully paid-up ordinary share capital from RM101,253,776 to RM114,639,408 by way of:

- (a) an issue of 26,760,895 new ordinary shares of RM0.50 each arising from the conversion of RM22,747,060 nominal value of 4%, 5-year Irredeemable Convertible Unsecured Loan Stocks at the conversion price of RM0.85 per ordinary share; and
- (b) an issue of 10,370 new ordinary shares of RM0.50 each at an exercise price of RM0.85 per share arising from the exercise of Warrants.

The resulting premium arising from the shares issued in (a) of RM5,190,391 and in (b) of RM3,630 has been credited to the share premium account.

The new ordinary shares issued rank *pari passu* with the then existing ordinary shares of the Company.

The Company has not issued any debentures during the financial year.

**TREASURY SHARES**

During the year, the Company repurchased 874,100 ordinary shares from the open market of Bursa Malaysia Securities Berhad. The total amount paid for the acquisition of the shares was RM622,946 and has been deducted from equity. The repurchased transactions were financed by internally generated funds and the average price paid for the shares was RM0.71 per share. The repurchased shares are held as treasury shares in accordance with Section 67A of the Companies Act, 1965.

**SHARE OPTIONS**

No options have been granted by the Company to any parties during the financial year to take up unissued shares of the Company.

No shares have been issued during the financial year by virtue of the exercise of any option to take up unissued shares of the Company. As of the end of the financial year, there were no unissued shares of the Company under options.

**OTHER STATUTORY INFORMATION**

Before the statements of comprehensive income and the statements of financial position of the Group and of the Company were made out, the directors took reasonable steps:

- (a) to ascertain that proper action had been taken in relation to the writing off of bad debts and the making of allowance for doubtful debts and have satisfied themselves that all known bad debts had been written off and that adequate allowance had been made for doubtful debts; and
- (b) to ensure that any current assets which were unlikely to realise their book values in the ordinary course of business have been written down to their estimated realisable values.

Directors' Report (cont'd)

At the date of this report, the directors are not aware of any circumstances:

- (a) which would render the amount written off as bad debts or the amount of allowance for doubtful debts in the financial statements of the Group and of the Company inadequate to any substantial extent; or
- (b) which would render the values attributed to current assets in the financial statements of the Group and of the Company misleading; or
- (c) which have arisen which render adherence to the existing method of valuation of assets or liabilities of the Group and of the Company misleading or inappropriate; or
- (d) not otherwise dealt with in this report or financial statements which would render any amount stated in the financial statements of the Group and of the Company misleading.

At the date of this report, there does not exist:

- (a) any charge on the assets of the Group and of the Company which has arisen since the end of the financial year and secures the liability of any other person; or
- (b) any contingent liability of the Group and of the Company which has arisen since the end of the financial year.

No contingent or other liability has become enforceable, or is likely to become enforceable within the period of twelve months after the end of the financial year which, in the opinion of the directors, will or may substantially affect the ability of the Group and of the Company to meet their obligations as and when they fall due.

In the opinion of the directors, no item, transaction or event of a material and unusual nature has arisen in the interval between the end of the financial year and the date of this report which is likely to affect substantially the results of operations of the Group and of the Company for the financial year in which this report is made.

## **DIRECTORS**

The following directors served on the Board of the Company since the date of the last report:

Dato' Mohamed bin Hamzah  
Mr. Ping Kok Koh  
En. Sharifuddin bin Shoib  
Mr. Yap Jek Nan  
Mr. Poh Choo Lim  
Mr. Voon Chong Kian (alternate to Mr. Ping Kok Koh)  
Dato' Abd Rahim bin Abd Halim  
En. Mustapha bin Mohamed

In accordance with Article 91 of the Company's Articles of Association, Mr. Yap Jek Nan and Dato' Abd Rahim bin Abd Halim retire by rotation and, being eligible, offer themselves for re-election.

In accordance with Section 129 of the Companies Act, 1965, Dato' Mohamed bin Hamzah retires and, being eligible, offers himself for re-appointment.

Directors' Report (cont'd)

**DIRECTORS' INTERESTS**

The shareholdings in the Company of those who were directors at the end of the financial year, as recorded in the Register of Directors' Shareholdings kept by the Company under Section 134 of the Companies Act, 1965, are as follows:

	Number of ordinary shares of RM0.50 each			Balance as of 31.12.2012
	Balance as of 1.1.2012	Bought	Sold	
<b>Shares in the Company</b>				
<b>Registered in the name of directors</b>				
Dato' Mohamed bin Hamzah	848,135	-	-	848,135
En. Sharifuddin bin Shoib	54,114	-	-	54,114
Mr. Poh Choo Lim	110,000	100,000	-	210,000
Mr. Voon Chong Kian (alternate to Mr. Ping Kok Koh)	1,500,314	10,107,698	(7,607,700)	4,000,312
<b>Indirect interest</b>				
Dato' Mohamed bin Hamzah	153,505	-	-	153,505
Mr. Ping Kok Koh	33,097,560	-	-	33,097,560
En. Sharifuddin bin Shoib	26,212,292	-	-	26,212,292
Mr. Poh Choo Lim	120,000	-	-	120,000
Mr. Voon Chong Kian (alternate to Mr. Ping Kok Koh)	400,000	-	-	400,000

None of the other directors in office at the end of the financial year held shares or had beneficial interest in the shares of the Company or its subsidiary companies during the financial year.

**DIRECTORS' BENEFITS**

Since the end of the previous financial year, none of the directors of the Company has received or become entitled to receive any benefit (other than the benefit included in the aggregate amount of emoluments received or due and receivable by directors as disclosed in the financial statements or the fixed salary of a full-time employee of the Company) by reason of a contract made by the Company or a related corporation with the director or with a firm of which he is a member, or with a company in which he has a substantial financial interest.

During and at the end of the financial year, no arrangement subsisted to which the Company was a party whereby directors of the Company might acquire benefits by means of the acquisition of shares in, or debentures of, the Company or any other body corporate.

Directors' Report (cont'd)

**AUDITORS**

The auditors, Messrs. Deloitte KassimChan have indicated their willingness to continue in office.

Signed on behalf of the Board  
in accordance with a resolution of the Directors,

**MR. PING KOK KOH**

**DATO' MOHAMED BIN HAMZAH**

Ipoh,  
April 10, 2013

## **Independent Auditors' Report**

To The Members of Rubberex Corporation (M) Berhad  
(Incorporated in Malaysia)

### **Report on the Financial Statements**

We have audited the financial statements of Rubberex Corporation (M) Berhad, which comprise the statements of financial position of the Group and of the Company as of December 31, 2012 and the statements of comprehensive income, statements of changes in equity and statements of cash flows of the Group and of the Company for the year then ended, and a summary of significant accounting policies and other explanatory information, as set out on pages 33 to 111.

#### *Directors' Responsibility for the Financial Statements*

The directors of the Company are responsible for the preparation of financial statements so as to give a true and fair view in accordance with Malaysian Financial Reporting Standards, International Financial Reporting Standards and the requirements of the Companies Act, 1965 in Malaysia. The directors are also responsible for such internal control as the directors determine is necessary to enable the preparation of financial statements that are free from material misstatement, whether due to fraud or error.

#### *Auditors' Responsibility*

Our responsibility is to express an opinion on these financial statements based on our audit. We conducted our audit in accordance with approved standards on auditing in Malaysia. Those standards require that we comply with ethical requirements and plan and perform the audit to obtain reasonable assurance whether the financial statements are free from material misstatement.

An audit involves performing procedures to obtain audit evidence about the amounts and disclosures in the financial statements. The procedures selected, depend on the auditors' judgement, including the assessment of the risks of material misstatement of the financial statements, whether due to fraud or error. In making those risk assessments, the auditors consider internal control relevant to the entity's preparation of financial statements that give a true and fair view in order to design audit procedures that are appropriate in the circumstances, but not for the purpose of expressing an opinion on the effectiveness of the entity's internal control. An audit also includes evaluating the appropriateness of accounting policies used and the reasonableness of accounting estimates made by the directors, as well as evaluating the overall presentation of the financial statements.

We believe that the audit evidence that we have obtained is sufficient and appropriate to provide a basis for our audit opinion.

#### *Opinion*

In our opinion, the financial statements give a true and fair view of the financial position of the Group and of the Company as of December 31, 2012 and of their financial performance and cash flows for the year then ended in accordance with Malaysian Financial Reporting Standards, International Financial Reporting Standards and the requirements of the Companies Act, 1965 in Malaysia.

### **Report on Other Legal and Regulatory Requirements**

In accordance with the requirements of the Companies Act, 1965 in Malaysia, we also report that:

- (a) in our opinion, the accounting and other records and the registers required by the Act to be kept by the Company and by the subsidiaries of which we have acted as auditors, have been properly kept in accordance with the provisions of the Act;
- (b) we have considered the accounts and auditors' reports of the subsidiaries, of which we have not acted as auditors, which are indicated in Note 16 to the financial statements;



Independent Auditors' Report  
To The Members of Rubberex Corporation (M) Berhad  
(Incorporated in Malaysia) (cont'd)

- (c) we are satisfied that the accounts of the subsidiaries that have been consolidated with the financial statements of the Company are in form and content appropriate and proper for the purposes of the preparation of the financial statements of the Group, and we have received satisfactory information and explanations as required by us for these purposes; and
- (d) the auditors' reports on the accounts of the subsidiaries did not contain any qualification or any adverse comment made under Section 174 (3) of the Act.

### Other Reporting Responsibilities

The supplementary information set out in Note 38 is disclosed to meet the requirement of Bursa Malaysia Securities Berhad and is not part of the financial statements. The directors are responsible for the preparation of the supplementary information in accordance with Guidance on Special Matter No. 1 "Determination of Realised and Unrealised Profits or Losses in the Context of Disclosure Pursuant to Bursa Malaysia Securities Berhad Listing Requirements" as issued by the Malaysian Institute of Accountants ("MIA Guidance") and the directive of Bursa Malaysia Securities Berhad. In our opinion, the supplementary information is prepared, in all material respects, in accordance with the MIA Guidance and the directive of Bursa Malaysia Securities Berhad.

### Other Matters

1. As stated in Note 2 to the financial statements, the Company adopted Malaysian Financial Reporting Standards on January 1, 2012 with a transition date of January 1, 2011. These standards were applied retrospectively by directors to the comparative information in these financial statements, including the statements of financial position as of December 31, 2011 and January 1, 2011, and the statements of comprehensive income, statements of changes in equity and statements of cash flows for the year ended December 31, 2011 and related disclosures. We were not engaged to report on the restated comparative information and it is unaudited. Our responsibilities as part of our audit of the financial statements of the Group and of the Company for the year ended December 31, 2012 have, in these circumstances, included obtaining sufficient appropriate audit evidence that the opening balances as of January 1, 2012 do not contain misstatements that materially affect the financial position as of December 31, 2012 and financial performance and cash flows for the year then ended.
2. This report is made solely to the members of the Company, as a body, in accordance with Section 174 of the Companies Act, 1965 in Malaysia and for no other purpose. We do not assume responsibility towards any other person for the contents of this report.

**DELOITTE KASSIMCHAN**  
**AF 0080**  
**Chartered Accountants**

**YEOH SIEW MING**  
**Partner - 2421/05/13(J/PH)**  
**Chartered Accountant**

Date: April 10, 2013

## Statements of Comprehensive Income

for the year ended December 31, 2012

	Note	The Group		The Company	
		2012 RM	2011 RM	2012 RM	2011 RM
Revenue	5	376,545,953	373,699,382	12,035,676	6,000,000
Investment revenue	7	28,386	236,627	22,139	142,221
Other gains and losses	8	1,663,870	1,456,739	(3,965,901)	3,507,994
Other operating income	10	702,999	564,032	-	-
Changes in inventories of finished goods, trading goods and work-in progress		23,145,133	4,830,263	-	-
Purchase of finished goods and trading goods		(18,528,067)	(16,819,853)	-	-
Raw materials and consumables used		(252,089,225)	(245,441,898)	-	-
Employee benefits expense	9	(40,730,486)	(41,747,120)	(127,500)	(127,500)
Depreciation expenses	14	(15,032,893)	(15,506,107)	-	-
Amortisation of prepaid lease payments	15	(234,249)	(227,443)	-	-
Finance costs	11	(8,140,124)	(9,689,569)	(2,092,732)	(1,864,892)
Other operating expenses	10	(41,418,725)	(39,745,180)	(366,204)	(788,756)
Profit before tax		25,912,572	11,609,873	5,505,478	6,869,067
Income tax expense	12	(3,881,742)	(3,120,854)	(21,802)	(183,367)
<b>PROFIT FOR THE YEAR</b>		<b>22,030,830</b>	<b>8,489,019</b>	<b>5,483,676</b>	<b>6,685,700</b>
<b>Other comprehensive income:</b>					
Exchange differences on translating foreign operations		(4,490,409)	10,846,507	-	-
<b>TOTAL COMPREHENSIVE INCOME FOR THE YEAR</b>		<b>17,540,421</b>	<b>19,335,526</b>	<b>5,483,676</b>	<b>6,685,700</b>

The accompanying Notes form an integral part of the financial statements.

Statements of Comprehensive Income  
for the year ended December 31, 2012 (cont'd)

	Note	The Group		The Company	
		2012 RM	2011 RM	2012 RM	2011 RM
<b>Profit attributable to:</b>					
Owners of the Company		22,030,830	8,906,715	5,483,676	6,685,700
Non-controlling interests		-	(417,696)	-	-
		<u>22,030,830</u>	<u>8,489,019</u>	<u>5,483,676</u>	<u>6,685,700</u>
<b>Total comprehensive income/ (loss) attributable to:</b>					
Owners of the Company		17,540,421	19,753,222	5,483,676	6,685,700
Non-controlling interests		-	(417,696)	-	-
		<u>17,540,421</u>	<u>19,335,526</u>	<u>5,483,676</u>	<u>6,685,700</u>
<b>Earnings per share</b>					
Basic (sen per share)	13	<u>10.36</u>	<u>4.41</u>		
Diluted (sen per share)	13	<u>10.36</u>	<u>3.91</u>		

The accompanying Notes form an integral part of the financial statements.

## Statements of Financial Position

as of December 31, 2012

	Note	← The Group →			← The Company →		
		31.12.2012 RM	31.12.2011 RM	1.1.2011 RM	31.12.2012 RM	31.12.2011 RM	1.1.2011 RM
<b>ASSETS</b>							
<b>Non-current assets</b>							
Property, plant and equipment	14	129,414,967	142,650,624	144,445,549	-	-	-
Prepaid lease payments	15	13,508,337	13,976,120	13,522,710	-	-	-
Investment in subsidiary companies	16	-	-	-	184,621,093	193,152,186	185,682,457
Goodwill on consolidation	17	2,793,422	2,793,422	2,793,422	-	-	-
Deferred tax assets	12	-	17,006	22,830	-	17,006	22,830
<b>Total non-current assets</b>		<b>145,716,726</b>	<b>159,437,172</b>	<b>160,784,511</b>	<b>184,621,093</b>	<b>193,169,192</b>	<b>185,705,287</b>
<b>Current assets</b>							
Inventories	18	93,886,532	77,655,685	66,632,544	-	-	-
Trade and other receivables	19	54,844,504	55,981,890	48,445,683	-	-	-
Amount owing by subsidiary companies	20	-	-	-	20,569,629	32,960,969	44,959,128
Other financial assets	21	-	881,350	278,156	-	-	-
Current tax assets	12	1,537,945	1,073,211	767,996	250,555	222,055	379,848
Other assets	22	413,973	447,707	528,851	1,000	1,000	1,000
Fixed deposits, cash and bank balances	23	23,961,654	35,472,727	40,623,475	614,390	1,463,715	3,772,871
<b>Total current assets</b>		<b>174,644,608</b>	<b>171,512,570</b>	<b>157,276,705</b>	<b>21,435,574</b>	<b>34,647,739</b>	<b>49,112,847</b>
<b>Total assets</b>		<b>320,361,334</b>	<b>330,949,742</b>	<b>318,061,216</b>	<b>206,056,667</b>	<b>227,816,931</b>	<b>234,818,134</b>
<b>EQUITY AND LIABILITIES</b>							
<b>Capital and reserves</b>							
Share capital	24 (a)	114,639,408	101,253,776	101,077,894	114,639,408	101,253,776	101,077,894
Treasury shares	24 (b)	(1,389,339)	(766,393)	(85,067)	(1,389,339)	(766,393)	(85,067)
Reserves	25	66,993,200	48,395,504	30,371,358	29,372,612	23,739,004	20,764,685
Irredeemable Convertible Unsecured Loan Stocks ("ICULS")	27	-	-	18,814,944	-	18,570,838	18,814,944
Equity attributable to owners of the Company		180,243,269	167,453,725	150,179,129	142,622,681	142,797,225	140,572,456
Non-controlling interests		-	-	572,627	-	-	-
<b>Total equity</b>		<b>180,243,269</b>	<b>167,453,725</b>	<b>150,751,756</b>	<b>142,622,681</b>	<b>142,797,225</b>	<b>140,572,456</b>
<b>Non-current liabilities</b>							
Deferred tax liabilities	12	843,672	1,443,365	1,855,479	-	-	-
Borrowings	29	25,136,050	28,763,950	11,098,036	24,400,000	26,500,000	8,538,876
Other payables	30	2,400,000	4,800,000	7,200,000	2,400,000	4,800,000	7,200,000
<b>Total non-current liabilities</b>		<b>28,379,722</b>	<b>35,007,315</b>	<b>20,153,515</b>	<b>26,800,000</b>	<b>31,300,000</b>	<b>15,738,876</b>

Statements of Financial Position  
as of December 31, 2012 (cont'd)

Note	← The Group →			← The Company →			
	31.12.2012 RM	31.12.2011 RM	1.1.2011 RM	31.12.2012 RM	31.12.2011 RM	1.1.2011 RM	
<b>Current liabilities</b>							
Trade and other payables	30	33,969,608	29,363,968	27,966,656	3,921,225	2,434,491	2,437,342
Amount owing to subsidiary companies	20	-	-	-	136,208	5,931,698	9,355,238
Borrowings	29	69,323,869	89,551,014	111,088,250	32,400,000	44,531,883	65,834,096
Current tax liabilities	12	1,245,362	757,989	915,793	-	-	-
Other liabilities - accrued expenses	31	6,953,907	8,815,731	7,185,246	176,553	821,634	880,126
Other financial liabilities	21	245,597	-	-	-	-	-
<b>Total current liabilities</b>		<u>111,738,343</u>	<u>128,488,702</u>	<u>147,155,945</u>	<u>36,633,986</u>	<u>53,719,706</u>	<u>78,506,802</u>
<b>Total liabilities</b>		<u>140,118,065</u>	<u>163,496,017</u>	<u>167,309,460</u>	<u>63,433,986</u>	<u>85,019,706</u>	<u>94,245,678</u>
<b>Total equity and liabilities</b>		<u>320,361,334</u>	<u>330,949,742</u>	<u>318,061,216</u>	<u>206,056,667</u>	<u>227,816,931</u>	<u>234,818,134</u>

The accompanying Notes form an integral part of the financial statements.



**Statement of Changes in Equity**  
for the year ended December 31, 2012

The Group	Note(s)	← Attributable to Owners of the Company →									
		Issued Capital RM	Treasury Shares RM	ICULS RM	Non-distributable Reserves			Distributable Reserve	Subtotal RM	Non- controlling Interests RM	Total Equity RM
					Share Premium RM	Translation Reserve RM	Capital Reserve RM	Retained Earnings RM			
<b>Balance as of January 1, 2011</b>		101,077,894	(85,067)	18,814,944	24,063,448	(6,897,132)	(10,417,400)	23,622,442	150,179,129	572,627	150,751,756
Profit for the year		-	-	-	-	-	-	8,906,715	8,906,715	(417,696)	8,489,019
Other comprehensive income for the year		-	-	-	-	10,846,507	-	-	10,846,507	-	10,846,507
Total comprehensive income for the year		-	-	-	-	10,846,507	-	8,906,715	19,753,222	(417,696)	19,335,526
Payment of dividend	26	-	-	-	-	-	-	(3,788,742)	(3,788,742)	-	(3,788,742)
Adjustment relating to contingent consideration under profit guarantee		-	-	-	-	-	2,400,000	-	2,400,000	-	2,400,000
Purchase of shares from non-controlling interests		-	-	-	-	-	(417,695)	-	(417,695)	(154,931)	(572,626)
Purchase of treasury shares	24(b)	-	(681,326)	-	-	-	-	-	(681,326)	-	(681,326)
Conversion of ICULS	24(a)&25	175,882	-	(244,106)	77,361	-	-	-	9,137	-	9,137
<b>Balance as of December 31, 2011</b>		101,253,776	(766,393)	18,570,838	24,140,809	3,949,375	(8,435,095)	28,740,415	167,453,725	-	167,453,725

The accompanying Notes form an integral part of the financial statements.



Statement of Changes in Equity  
for the year ended December 31, 2012 (cont'd)

The Group	Note(s)	Attributable to Owners of the Company								Non-controlling Interests RM	Total Equity RM
		Issued Capital RM	Treasury Shares RM	ICULS RM	Non-distributable Reserves			Distributable Reserve	Subtotal RM		
					Share Premium RM	Translation Reserve RM	Capital Reserve RM	Retained Earnings RM			
Profit for the year		-	-	-	-	-	-	22,030,830	22,030,830	-	22,030,830
Other comprehensive income for the year		-	-	-	-	(4,490,409)	-	-	(4,490,409)	-	(4,490,409)
Total comprehensive income for the year		-	-	-	-	(4,490,409)	-	22,030,830	17,540,421	-	17,540,421
Realisation of translation reserve upon deconsolidation of foreign operations		-	-	-	-	(312,865)	-	312,865	-	-	-
Payment of dividend	26	-	-	-	-	-	-	(5,044,089)	(5,044,089)	-	(5,044,089)
Adjustment relating to contingent consideration under profit guarantee		-	-	-	-	-	907,343	-	907,343	-	907,343
Purchase of treasury shares	24(b)	-	(622,946)	-	-	-	-	-	(622,946)	-	(622,946)
Conversion of ICULS	24(a)&25	13,380,447	-	(18,570,838)	5,190,391	-	-	-	-	-	-
Exercise of Warrants	24(a)&25	5,185	-	-	3,630	-	-	-	8,815	-	8,815
<b>Balance as of December 31, 2012</b>		<b>114,639,408</b>	<b>(1,389,339)</b>	<b>-</b>	<b>29,334,830</b>	<b>(853,899)</b>	<b>(7,527,752)</b>	<b>46,040,021</b>	<b>180,243,269</b>	<b>-</b>	<b>180,243,269</b>

The accompanying Notes form an integral part of the financial statements.

		← Attributable to Owners of the Company →					
The Company	Note(s)	Issued Capital RM	Treasury Shares RM	ICULS RM	Non- distributable Reserve Share Premium RM	(Accumulated Losses)/ Retained Earnings RM	Total Equity RM
<b>Balance as of January 1, 2011</b>		101,077,894	(85,067)	18,814,944	24,063,448	(3,298,763)	140,572,456
Profit and total comprehensive income for the year		-	-	-	-	6,685,700	6,685,700
Payment of dividend	26	-	-	-	-	(3,788,742)	(3,788,742)
Purchase of treasury shares	24(b)	-	(681,326)	-	-	-	(681,326)
Conversion of ICULS	24(a)&25	175,882	-	(244,106)	77,361	-	9,137
<b>Balance as of December 31, 2011</b>		101,253,776	(766,393)	18,570,838	24,140,809	(401,805)	142,797,225
Profit and total comprehensive income for the year		-	-	-	-	5,483,676	5,483,676
Payment of dividend	26	-	-	-	-	(5,044,089)	(5,044,089)
Purchase of treasury shares	24(b)	-	(622,946)	-	-	-	(622,946)
Conversion of ICULS	24(a)&25	13,380,447	-	(18,570,838)	5,190,391	-	-
Exercise of Warrants	24(a)&25	5,185	-	-	3,630	-	8,815
<b>Balance as of December 31, 2012</b>		114,639,408	(1,389,339)	-	29,334,830	37,782	142,622,681

The accompanying Notes form an integral part of the financial statements.

Statement of Changes in Equity  
for the year ended December 31, 2012 (cont'd)

**Rubberex**  
Corporation (M) Berhad



**Statement of Cash Flows**  
for the year ended December 31, 2012

The Group	Note	2012 RM	2011 RM
<b>CASH FLOWS FROM/(USED IN) OPERATING ACTIVITIES</b>			
Profit for the year		22,030,830	8,489,019
Adjustments for:			
Depreciation of property, plant and equipment		15,032,893	15,506,107
Finance costs		8,140,124	9,689,569
Income tax expense recognised in statements of comprehensive income		3,881,742	3,120,854
Property, plant and equipment written off		698,536	8,605
Impairment loss on property, plant and equipment		332,963	1,005,565
Inventories written off		278,398	1,179,835
Changes in fair value losses/(gains) on financial derivatives		245,305	(603,194)
Amortisation of prepaid lease payments		234,249	227,443
Tax penalty		27,975	39,749
Bad debts written off		4,838	79,863
Unrealised (gain)/loss on foreign exchange		(549,441)	1,098,847
Gain on disposal of property, plant and equipment		(495,466)	(34,124)
Allowance for doubtful debts no longer required		(80,356)	(3,486)
Allowance for slow moving inventories no longer required		(43,820)	-
Interest income		(30,777)	-
Investment revenue recognised in statements of comprehensive income		(28,386)	(236,627)
Allowance for slow moving inventories		-	255,436
Allowance for doubtful debts		-	96,026
		<hr/>	<hr/>
		49,679,607	39,919,487
Movements in working capital:			
(Increase)/Decrease in:			
MTN Debt Service Reserve Account		188,521	338,036
MTN Disbursement Account		693	25,688
Inventories		(17,404,462)	(10,294,451)
Trade and other receivables		1,127,556	(5,935,916)
Other financial assets		881,350	-
Other assets		31,693	93,599
Increase/(Decrease) in:			
Trade and other payables		3,233,247	(6,067)
Other liabilities - accrued expenses		(1,102,177)	1,374,898
		<hr/>	<hr/>
Cash Generated From Operations		36,636,028	25,515,274
Income tax refunded		113,536	776,023
Interest received		30,777	-
Income tax paid		(4,577,317)	(4,777,604)
Tax penalty paid		(5,294)	(39,749)
		<hr/>	<hr/>
Net Cash Generated From Operating Activities		32,197,730	21,473,944

Statement of Cash Flows  
for the year ended December 31, 2012 (cont'd)

The Group	Note	2012 RM	2011 RM
<b>CASH FLOWS FROM/(USED IN) INVESTING ACTIVITIES</b>			
Proceeds from disposal of property, plant and equipment		1,693,650	50,214
Uplift of fixed deposits		326,000	1,954,000
Interest on short-term and fixed deposits received		28,386	226,692
Purchase of property, plant and equipment	33(a)	(6,964,712)	(6,049,085)
Rental income		-	9,935
Acquisition of additional shares in subsidiary companies		-	(572,628)
Net Cash Used In Investing Activities		(4,916,676)	(4,380,872)
<b>CASH FLOWS FROM/(USED IN) FINANCING ACTIVITIES</b>			
Proceeds from term loans		7,000,000	38,521,700
Proceeds from issuance of shares		8,815	-
(Repayment of)/Proceeds from revolving credit		(10,913,512)	1,782,628
Finance costs paid		(9,299,803)	(10,525,011)
Repayment of medium term notes		(8,000,000)	(35,000,000)
Dividend paid		(5,044,089)	(3,788,742)
Repayment of term loans		(10,605,412)	(5,518,601)
Withdrawal of bills payable		(1,856,829)	(3,195,269)
Repurchase of shares - treasury shares		(622,946)	(681,326)
Net Cash Used In Financing Activities		(39,333,776)	(18,404,621)
<b>NET DECREASE IN CASH AND CASH EQUIVALENTS</b>		(12,052,722)	(1,311,549)
<b>CASH AND CASH EQUIVALENTS AT BEGINNING OF YEAR</b>		34,125,544	34,806,295
Effect of exchange rate changes on the balance of cash held in foreign currencies		(877,730)	630,798
<b>CASH AND CASH EQUIVALENTS AT END OF YEAR</b>	33(b)	21,195,092	34,125,544

Statement of Cash Flows  
for the year ended December 31, 2012 (cont'd)

The Company	Note	2012 RM	2011 RM
<b>CASH FLOWS FROM/(USED IN) OPERATING ACTIVITIES</b>			
Profit for the year		5,483,676	6,685,700
Adjustments for:			
Unrealised loss/(gain) on foreign exchange		3,943,081	(3,453,093)
Finance costs		2,092,732	1,864,892
Income tax expense recognised in statements of comprehensive income		21,802	183,367
Dividend income		(12,035,676)	(6,000,000)
Investment revenue recognised in statements of comprehensive income		(22,139)	(142,221)
		(516,524)	(861,355)
Movements in working capital:			
Decrease/(Increase) in:			
MTN Debt Service Reserve Account		188,521	338,036
MTN Disbursement Account		693	25,688
Other payables		(5,923)	(2,853)
Other liabilities - accrued expenses		(17,283)	(55,000)
		(350,516)	(555,484)
Cash Used In Operations		(350,516)	(555,484)
Dividends received from subsidiary companies		6,285,676	6,000,000
Income tax paid		(33,296)	(19,750)
		5,901,864	5,424,766
Net Cash Generated From Operating Activities		5,901,864	5,424,766
<b>CASH FLOWS FROM INVESTING ACTIVITIES</b>			
Repayment from subsidiary companies		13,404,093	6,737,218
Uplift of fixed deposits		326,000	1,954,000
Interest on fixed deposits received		22,139	142,221
		13,752,232	8,833,439
Net Cash From Investing Activities		13,752,232	8,833,439

Statement of Cash Flows  
for the year ended December 31, 2012 (cont'd)

The Company	Note	2012 RM	2011 RM
<b>CASH FLOWS FROM/(USED IN) FINANCING ACTIVITIES</b>			
Advances received from/(Repayment to) subsidiary companies		4,828,537	(934,480)
Proceeds from term loan - net		7,000,000	32,500,000
Proceeds from issuance of shares		8,815	-
Repayment of medium term notes		(8,000,000)	(35,000,000)
Repayment of term loan		(6,700,000)	-
Repayment of revolving credit		(6,000,000)	-
Finance costs paid		(5,458,524)	(6,345,089)
Dividends paid		(5,044,089)	(3,788,742)
Purchase of treasury shares		(622,946)	(681,326)
Net Cash Used In Financing Activities		(19,988,207)	(14,249,637)
<b>NET (DECREASE)/INCREASE IN CASH AND CASH EQUIVALENTS</b>		(334,111)	8,568
<b>CASH AND CASH EQUIVALENTS AT BEGINNING OF YEAR</b>		948,501	939,933
<b>CASH AND CASH EQUIVALENTS AT END OF YEAR</b>	33(b)	614,390	948,501

The accompanying Notes form an integral part of the financial statements.

## Notes to the Financial Statements

### 1. GENERAL INFORMATION

The Company is a public limited liability company, incorporated and domiciled in Malaysia and listed on the Main Market of Bursa Malaysia Securities Berhad.

The Company is principally involved in investment holding.

The principal activities of the subsidiary companies are disclosed in Note 16.

There have been no significant changes in the nature of the activities of the Company during the financial year.

The registered office of the Company is located at 41, Jalan Medan Ipoh 6, Bandar Baru Medan Ipoh, 31400 Ipoh, Perak Darul Ridzuan.

The principal place of business of the Company is located at Lot 138201, Off 3/4 Mile, Jalan Bercham, Kawasan Perindustrian Bercham, 31400 Ipoh, Perak Darul Ridzuan.

The financial statements of the Group and of the Company were authorised for issue by the Board of Directors in accordance with a resolution of the directors on April 10, 2013.

### 2. BASIS OF PREPARATION OF THE FINANCIAL STATEMENTS

The financial statements of the Group and of the Company have been prepared in accordance with Malaysian Financial Reporting Standards ("MFRSs"), International Financial Reporting Standards ("IFRSs") and the provisions of the Companies Act, 1965 in Malaysia.

#### 2.1 Adoption of MFRSs

The Group's and the Company's financial statements for the financial year ended December 31, 2012 have been prepared in accordance with MFRSs for the first time. In the previous years, these financial statements were prepared in accordance with Financial Reporting Standards ("FRSs").

The transition to MFRSs is accounted for in accordance with MFRS 1 *First-time Adoption of Malaysian Financial Reporting Standards*, with January 1, 2011 as the date of transition. An opening statements of financial position as at the date of transition has been prepared based on the accounting policies as described in Note 3.

The transition to MFRSs does not have any impact on the reported financial position, financial performance and cash flows of the Group and of the Company other than the changes in presentation of financial statements and the related notes in accordance with the presentation and disclosure requirements of the respective MFRSs that are relevant to the Group and the Company.

Notes to the Financial Statements (cont'd)

**2. BASIS OF PREPARATION OF THE FINANCIAL STATEMENTS** (cont'd)

**2.2 Standards and IC Interpretations ("IC Int.") in issue but not yet effective**

At the date of authorisation for issue of these financial statements, the new and revised Standards and IC Int. which were in issue but not yet effective and not early adopted by the Group and the Company are as listed below:

MFRS 1	Amendments to MFRS 1 - Government Loans <sup>1</sup>
MFRS 7	Financial Instruments: Disclosures (Amendments relating to Disclosures - Offsetting Financial Assets and Liabilities) <sup>1</sup>
MFRS 9	Financial Instruments (IFRS 9 issued by IASB in October 2009) <sup>2</sup>
MFRS 9	Financial Instruments (IFRS 9 issued by IASB in November 2010) <sup>2</sup>
MFRS 10	Consolidated Financial Statements <sup>1</sup>
MFRS 10	Consolidated Financial Statements (Amendments relating to Transition Guidance) <sup>1</sup>
MFRS 10	Consolidated Financial Statements (Amendments relating to Investment Entities) <sup>4</sup>
MFRS 11	Joint Arrangements <sup>1</sup>
MFRS 11	Joint Arrangements (Amendments relating to Transition Guidance) <sup>1</sup>
MFRS 12	Disclosures of Interests in Other Entities <sup>1</sup>
MFRS 12	Disclosures of Interests in Other Entities (Amendments relating to Transition Guidance) <sup>1</sup>
MFRS 12	Disclosures of Interests in Other Entities (Amendments relating to Investment Entities) <sup>4</sup>
MFRS 13	Fair Value Measurement <sup>1</sup>
MFRS 101	Presentation of Financial Statements (Amendments relating to Presentation of Items of Other Comprehensive Income) <sup>3</sup>
MFRS 119	Employee Benefits (IAS 19 as amended by IASB in June 2011) <sup>1</sup>
MFRS 127	Separate Financial Statements (IAS 27 as amended by IASB in May 2011) <sup>1</sup>
MFRS 127	Separate Financial Statements (Amendments relating to Investment Entities) <sup>4</sup>
MFRS 128	Investments in Associates and Joint Ventures (IAS 28 as amended by IASB in May 2011) <sup>1</sup>
MFRS 132	Financial Instruments: Presentation (Amendments relating to Offsetting Financial Assets and Financial Liabilities) <sup>4</sup>
IC Int. 20	Stripping Costs in the Production Phase of a Surface Mine <sup>1</sup>
	Amendments to MFRSs contained in the document entitled Annual Improvements 2009 - 2011 cycle <sup>1</sup>

<sup>1</sup> Effective for annual periods beginning on or after January 1, 2013

<sup>2</sup> Effective for annual periods beginning on or after January 1, 2015 instead of January 1, 2013 immediately upon the issuance of Amendments to MFRS 9 (IFRS 9 issued by IASB in November 2009 and October 2010 respectively) and MFRS 7 relating to "Mandatory Effective Date of MFRS 9 and Transition Disclosures" on March 1, 2012

<sup>3</sup> Effective for annual periods beginning on or after July 1, 2012

<sup>4</sup> Effective for annual periods beginning on or after January 1, 2014

The directors anticipate that abovementioned Standards and IC Int. will be adopted in the annual financial statements of the Group and of the Company when they become effective and that the adoption of these Standards and IC Int. will have no material impact on the financial statements of the Group and of the Company in the period of initial application, except as discussed below.

Notes to the Financial Statements (cont'd)

2. BASIS OF PREPARATION OF THE FINANCIAL STATEMENTS (cont'd)

2.2 Standards and IC Interpretations ("IC Int.") in issue but not yet effective (cont'd)

**MFRS 9 and Amendments relating to Mandatory Effective Date of MFRS 9 and Transition Disclosures**

MFRS 9 (IFRS 9 issued by IASB in November 2009) introduces new requirements for the classification and measurement of financial assets. MFRS 9 (IFRS 9 issued by IASB in October 2010) includes the requirements for the classification and measurement of financial liabilities and for derecognition.

The amendments to MFRS 9 (IFRS 9 issued by IASB in November 2009 and October 2010 respectively) ("MFRS 9") relating to "Mandatory Effective Date of MFRS 9 and Transition Disclosures" which became immediately effective on the issuance date of March 1, 2012 amended the mandatory effective date of MFRS 9 to annual periods beginning on or after January 1, 2015 instead of on or after January 1, 2013, with earlier application still permitted as well as modified the relief from restating prior periods. MFRS 7 which was also amended in tandem with the issuance of the aforementioned amendments introduces new disclosure requirements that are either permitted or required on the basis of the entity's date of adoption and whether the entity chooses to restate prior periods.

Key requirements of MFRS 9 are described as follows:

- all recognised financial assets that are within the scope of MFRS 139 *Financial Instruments: Recognition and Measurement* to be subsequently measured at amortised cost or fair value. Specifically, debt investments that are held within a business model whose objective is to collect the contractual cash flows, and that have contractual cash flows that are solely payments of principal and interest on the principal outstanding are generally measured at amortised cost at the end of subsequent accounting periods. All other debt investments and equity investments are measured at their fair values at the end of subsequent accounting periods. In addition, under MFRS 9, entities may make an irrevocable election to present subsequent changes in the fair value of equity instrument (that is not held for trading) in other comprehensive income, with only dividend income generally recognised in profit or loss.
- with regard to the measurement of financial liabilities designated as at fair value through profit or loss, MFRS 9 requires that the amount of change in the fair value of the financial liability that is attributable to changes in the credit risk of that liability, is presented in other comprehensive income, unless the recognition of the effects of changes in the liability's credit risk in other comprehensive income would create or enlarge an accounting mismatch in profit or loss. Changes in fair value attributable to a financial liability's credit risk are not subsequently reclassified to profit or loss. Previously, under FRS 139, the entire amount of the change in the fair value of the financial liability designated as at fair value through profit or loss was presented in profit or loss.

The Group and the Company will quantify the effect of adopting MFRS 9 when a detailed review has been completed.

**MFRS 12 Disclosures of Interests in Other Entities**

MFRS 12 is a disclosure standard and is applicable to entities that have interests in subsidiaries, joint arrangements, associates and/or unconsolidated structured entities. In general, the disclosure requirements in MFRS 12 are more extensive than those in the current standards.

The directors anticipate that the application of the new Standard may result in more extensive disclosure in the financial statements.

Notes to the Financial Statements (cont'd)

2. BASIS OF PREPARATION OF THE FINANCIAL STATEMENTS (cont'd)

2.2 Standards and IC Interpretations ("IC Int.") in issue but not yet effective (cont'd)

**MFRS 13**

MFRS 13 establishes a single source of guidance for fair value measurements and disclosures about fair value measurements. The Standard defines fair value, establishes a framework for measuring fair value, and requires disclosures about fair value measurements. The scope of MFRS 13 is broad; it applies to both financial instrument items and non-financial instrument items for which other IFRSs require or permit fair value measurements and disclosures about fair value measurements, except in specified circumstances. In general, the disclosure requirements in MFRS 13 are more extensive than those required in the current standards. For example, quantitative and qualitative disclosures based on the three-level fair value hierarchy currently required for financial instruments only under MFRS 7 *Financial Instruments: Disclosures* will be extended by MFRS 13 to cover all assets and liabilities within its scope.

The directors anticipate that the application of the new Standard may affect the amounts reported in the financial statements and result in more extensive disclosures in the financial statements.

**Amendments to MFRS 101: Presentation of Items of Other Comprehensive Income**

The amendments to MFRS 101 retain the option to present profit or loss and other comprehensive income in either a single statement or in two separate but consecutive statements. However, the amendments to MFRS 101 require additional disclosures to be made in the other comprehensive income section such that items of other comprehensive income are grouped into two categories: (a) items that will not be reclassified subsequently to profit or loss; and (b) items that will be reclassified subsequently to profit or loss when specific conditions are met. Income tax on items of other comprehensive income is required to be allocated on the same basis - the amendments do not change the option to present items of other comprehensive income either before tax or net of tax.

The amendments also introduce new terminology for the statement of comprehensive income and income statement. Under the amendments to MFRS 101, the "statement of comprehensive income" is renamed "statement of profit or loss and other comprehensive income" and the "income statement" is renamed the "statement of profit or loss".

The amendments will be applied retrospectively upon adoption and hence, the presentation of items of other comprehensive income will be modified accordingly to reflect the changes. Other than the abovementioned presentation changes, the application of the amendments to MFRS 101 would not result in any impact on profit or loss, other comprehensive income and total comprehensive income.

**Amendments to MFRSs: Annual Improvements 2009 - 2011 Cycle**

The *Annual Improvements 2009 - 2011 Cycle* include a number of amendments to various MFRSs. The amendments to MFRSs include:

- Amendments to MFRS 101 *Presentation of Financial Statements*;
- Amendments to MFRS 116 *Property, Plant and Equipment*; and
- Amendments to MFRS 132 *Financial Instruments: Presentation*.



Notes to the Financial Statements (cont'd)

**2. BASIS OF PREPARATION OF THE FINANCIAL STATEMENTS** (cont'd)

**2.2 Standards and IC Interpretations ("IC Int.") in issue but not yet effective** (cont'd)

**Amendments to MFRSs: Annual Improvements 2009 - 2011 Cycle** (cont'd)

Amendments to MFRS 101

MFRS 101 requires an entity that changes accounting policies retrospectively, or makes a retrospective restatement or reclassification to present a statement of financial position as at the beginning of the preceding period (third statement of financial position). The amendments to MFRS 101 clarify that an entity is required to present a third statement of financial position only when the retrospective application, restatement or reclassification has a material effect on the information in the third statement of financial position and that related notes are not required to accompany the third statement of financial position. Hence, the adoption of the amendments when it becomes effective will affect the presentation of the third statement of financial position and related notes in the future periods.

Amendments to MFRS 116

The amendments to MFRS 116 clarify that spare parts, stand-by equipment and servicing equipment should be classified as property, plant and equipment when they meet the definition of property, plant and equipment in MFRS 116 and as inventory otherwise. The directors do not anticipate that the amendments to MFRS 116 will have a significant effect on the Group's and the Company's financial statements.

Amendments to MFRS 132

The amendments to MFRS 132 clarify that income tax relating to distributions to holders of an equity instrument and to transaction costs of an equity transaction should be accounted for in accordance with MFRS 112 Income Taxes. The directors anticipate that the amendments to MFRS 132 will have no effect on the Group's and the Company's financial statements as this treatment has already been adopted.

**3. SIGNIFICANT ACCOUNTING POLICIES**

**Basis of Accounting**

The financial statements of the Group and of the Company have been prepared on the historical cost basis except for financial instruments that are measured at fair values, as explained in the accounting policies below. Historical cost is generally based on the fair value of the consideration given in exchange for assets.

The principal accounting policies are set out below:

**Basis of Consolidation**

The consolidated financial statements incorporate the financial statements of the Company and of the subsidiary companies controlled by the Company. Control is achieved where the Company has the power to govern the financial and operating policies of an entity so as to obtain benefits from its activities. Control is presumed to exist when the Company owns, directly or indirectly through subsidiary companies, more than one half of the voting rights of the said company.

The results of subsidiary companies acquired or disposed of during the financial year are included in the consolidated statement of comprehensive income from the effective date of acquisition or up to the effective date of disposal, as appropriate.

Notes to the Financial Statements (cont'd)

**3. SIGNIFICANT ACCOUNTING POLICIES** (cont'd)

The principal accounting policies are set out below: (cont'd)

**Basis of Consolidation** (cont'd)

Where necessary, adjustments are made to the financial statements of subsidiary companies to bring their accounting policies in line with those used by other members of the Group.

All intragroup transactions, balances and income and expenses are eliminated in full on consolidation. Unrealised losses are eliminated on consolidation unless costs cannot be recovered.

Non-controlling interests in the subsidiary companies are identified separately from the Group's equity therein. Non-controlling interests consist of the amount of those interests at the date of the original business combination and the non-controlling party's share of changes in equity since the date of the combination. Losses applicable to the non-controlling party in excess of the non-controlling party's interest in the subsidiary's equity are allocated against the interests of the Group except to the extent that the non-controlling party has a binding obligation and is able to make an additional investment to cover the losses.

Changes in the Group's interests in subsidiary companies that do not result in a loss of control are accounted for as equity transactions. The carrying amounts of the Group's interests and the non-controlling interests are adjusted to reflect the changes in their relative interests in the subsidiary companies. Any difference between the amount by which the non-controlling interests are adjusted and the fair value of the consideration paid or received is recognised directly in equity and attributed to owners of the Group.

**Business Combinations**

Business combinations are accounted for using the acquisition method from the acquisition date, which is the date on which control is transferred to the Group.

**Acquisition on or after 1 January 2011**

For acquisitions on or after 1 January 2011, the Group measures to the cost of goodwill at the acquisition date as:

- the fair value of the consideration transferred; plus
- the recognised amount of any non-controlling interests in the acquiree; plus
- if the business combination is achieved in stages, the fair value of the existing equity interest in the acquiree; less
- the net recognised amount (generally fair value) of the identifiable assets acquired and liabilities assumed.

When the excess is negative, a bargain purchase gain is recognised immediately in profit or loss.

For each business combination, the Group elects whether it measures the non-controlling interests in the acquiree either at fair value or at the proportionate share of the acquiree's identifiable net assets at the acquisition date.

Transaction costs, other than those associated with the issue of debt or equity securities, that the Group incurs in connection with a business combination are expensed as incurred.

**Acquisition before 1 January 2011**

As part of its transition to MFRS, the Group elected not to restate those business combinations that occurred before the date of transition of MFRSs, i.e. 1 January 2011. Goodwill arising from acquisitions before 1 January 2011 has been carried forward from the previous FRS framework as at the date of transition.

Notes to the Financial Statements (cont'd)

**3. SIGNIFICANT ACCOUNTING POLICIES (cont'd)**

**Revenue Recognition**

Revenue is measured at the fair value of the consideration received or receivable net of sales tax and trade discounts.

***Sale of goods***

Revenue from sale of goods is recognised when all the following conditions are satisfied:

- the Group has transferred to the customer the significant risks and rewards of ownership of the goods;
- the Group retains neither continuing managerial involvement to the degree usually associated with ownership nor effective control over the goods sold;
- the amount of revenue can be measured reliably;
- it is probable that the economic benefits associated with the transaction will flow to the Group; and
- the costs incurred or to be incurred in respect of the transaction can be measured reliably.

***Rental Income***

Rental income is accrued on a time apportion basis, by reference to the agreements entered.

***Interest income***

Interest income is recognised when it is probable that the economic benefits will flow to the Group and the Company and the amount of revenue can be measured reliably. Interest income is accrued on a time basis, by reference to the principal outstanding and at the interest rate applicable, which is the rate that exactly discounts estimated future cash receipts through the expected life of the financial assets to that asset's net carrying amount on initial recognition.

***Dividend income***

Dividend income represents gross dividends from unquoted investments and is recognised when the shareholder's right to receive payment is established, provided that it is probable that the economic benefits will flow to the Group and the Company, and the amount of revenue can be measured reliably.

**Employee Benefits**

***Short-term employee benefits***

Wages, salaries, paid annual leave, bonuses and social security contributions are recognised as an expense in the year in which the associated services are rendered by employees of the Group. Short-term accumulating compensated absences such as paid annual leave are recognised when services are rendered by employees that increase their entitlement to future compensated absences. Short-term non-accumulating compensated absences such as sick leave are recognised when the absences occur.

***Defined contribution plans***

The Group makes statutory contributions to approved provident funds and the contributions are charged to statements of comprehensive income as incurred. The approved provident funds are defined contribution plans. Once the contributions have been paid, there are no further payment obligations.

Notes to the Financial Statements (cont'd)

**3. SIGNIFICANT ACCOUNTING POLICIES (cont'd)**

**Foreign Currencies**

The individual financial statements of each group entity are presented in the currency of the primary economic environment in which the entity operates (its functional currency). For the purpose of the consolidated financial statements, the results and financial position of each group entity are expressed in Ringgit Malaysia ("RM"), which is the functional currency of the Company, and also the presentation currency for the consolidated financial statements.

In preparing the financial statements of the individual entities, transactions in currencies other than the functional currency of the entity (foreign currencies) are recorded at the rates of exchange prevailing on the date of the transactions. At the end of each reporting date, monetary items denominated in foreign currencies are retranslated at the rates prevailing at that date. Non-monetary items carried at fair value that are denominated in foreign currencies are retranslated at the rates prevailing at the date when the fair value was determined. Non-monetary items that are measured in terms of historical cost in a foreign currency are not retranslated.

Exchange differences are recognised in statements of comprehensive income in the period in which they arise except for:

- exchange differences arising on the retranslation of non-monetary items carried at fair value in respect of which gains and losses are recognised in other comprehensive income. For such non-monetary items, the exchange component of that gain or loss is also recognised in other comprehensive income; and
- exchange differences on monetary items receivable from or payable to a foreign operation for which settlement is neither planned nor likely to occur (therefore, forming part of the net investment in the foreign operation), which are recognised initially in other comprehensive income and reclassified from equity to statements of comprehensive income on disposal or partial disposal of the investment.

For the purpose of presenting consolidated financial statements, the assets and liabilities of the foreign incorporated subsidiary companies of the Group are expressed in RM using exchange rates prevailing at the end of the reporting period. Income and expense items are translated at the average exchange rates for the year, unless exchange rates fluctuated significantly during that year, in which case the exchange rates at the dates of the transactions are used. Exchange differences arising, if any, are recognised in other comprehensive income and accumulated in the translation reserve of the Group. Such exchange differences accumulated in the translation reserve of the Group are reclassified to statements of comprehensive income in the year in which the foreign incorporated subsidiary company is disposed of when the gain or loss on disposal is recognised.

On consolidation, exchange differences arising from the translation of net investment in foreign entities (including monetary items that, in substance, form part of the net investment in foreign entities), and of borrowings and other currency instruments designated as hedges of such investments, are taken to the foreign currency translation reserve.

Notes to the Financial Statements (cont'd)

**3. SIGNIFICANT ACCOUNTING POLICIES (cont'd)**

**Foreign Currencies (cont'd)**

The principal closing rates used in the translation of foreign currency amounts are as follows:

<i>Foreign Currency</i>	<b>31.12.2012</b> RM	<b>31.12.2011</b> RM
1 United States Dollar ("USD")	3.0570	3.1670
1 Hong Kong Dollar ("HKD")	0.3944	0.4076
1 Chinese Renminbi ("RMB")	0.4907	0.5031
1 Euro ("Euro")	4.0331	4.0921
1 Great Britain Pound ("GBP")	4.9419	4.8816

**Borrowing Costs**

Borrowing costs directly attributable to the acquisition, construction or production of qualifying assets, which are assets that necessarily take a substantial period of time to get ready for their intended use or sale, are added to the cost of those assets, until such time as the assets are substantially ready for their intended use or sale.

All other borrowing costs are recognised in the statement of comprehensive income in the period in which they are incurred.

**Taxation**

Income tax expense represents the sum of the tax currently payable and deferred tax.

**Current tax**

The tax currently payable is based on taxable profit for the year. Taxable profit differs from profit as reported in the statements of comprehensive income because it excludes items of income or expense that are taxable or deductible in other years and it further excludes items that are never taxable or deductible. The liability of the Group and of the Company for current tax is calculated using tax rates that have been enacted or substantively enacted by the end of the reporting period.

**Deferred tax**

Deferred tax is recognised on differences between the carrying amounts of assets and liabilities in the financial statements and the corresponding tax bases used in the computation of taxable profit, and are accounted for using the balance sheet liability method. Deferred tax liabilities are generally recognised for all taxable temporary differences, and deferred tax assets are generally recognised for all deductible temporary differences to the extent that it is probable that taxable profits will be available against which those deductible temporary differences can be utilised. Such assets and liabilities are not recognised if the temporary difference arises from goodwill or from the initial recognition (other than in a business combination) of other assets and liabilities in a transaction that affects neither the taxable profit nor the accounting profit.

The tax effects of unutilised reinvestment allowance are only recognised upon actual realisation.

Notes to the Financial Statements (cont'd)

**3. SIGNIFICANT ACCOUNTING POLICIES (cont'd)**

**Taxation (cont'd)**

***Deferred tax (cont'd)***

The carrying amount of deferred tax assets is reviewed at the end of each reporting period and reduced to the extent that it is no longer probable that sufficient taxable profits will be available to allow all or part of the asset to be recovered.

Deferred tax assets and liabilities are measured at the tax rates that are expected to apply in the period in which the liability is settled or the asset is realised, based on tax rates (and tax laws) that have been enacted or substantively enacted by the end of each reporting period. The measurement of deferred tax liabilities and assets reflects the tax consequences that would follow from the manner in which the Group expects, at the end of the reporting date, to recover or settle the carrying amount of its assets and liabilities.

Deferred tax assets and liabilities are offset when there is a legally enforceable right to set off current tax assets against current tax liabilities and when they relate to income taxes levied by the same taxation authority and the Group intends to settle its current tax assets and liabilities on a net basis.

***Current and deferred tax for the year***

Current and deferred tax are recognised as an expense or income in the statements of comprehensive income, except when they relate to items credited or debited directly to other comprehensive income or equity, in which case the tax is also recognised directly in other comprehensive income or equity, or where they arise from the initial accounting for a business combination. In the case of a business combination, the tax effect is taken into account in calculating goodwill or determining the excess of the acquirer's interest in the net fair value of the acquiree's identifiable assets, liabilities and contingent liabilities over cost.

**Property, Plant and Equipment**

Property, plant and equipment are stated at cost less accumulated depreciation and accumulated impairment losses.

Freehold land is not depreciated. Capital work-in-progress comprises contractors' payments and directly attributable costs incurred in preparing these assets for their intended use. Depreciation on assets under construction commences when the assets are ready for their intended use.

Depreciation is recognised so as to write off the cost of assets, other than freehold land and capital work-in-progress, over their estimated useful lives, after taking into account their estimated residual values using the straight-line method on the following bases:

Factory buildings	1.8% to 5%
Plant and machinery	9% to 25%
Factory and office equipment, furniture and fittings	18% to 25%
Electrical installation	10%
Motor vehicles	18% to 20%

Notes to the Financial Statements (cont'd)

**3. SIGNIFICANT ACCOUNTING POLICIES** (cont'd)

**Property, Plant and Equipment** (cont'd)

The estimated useful lives, residual values and depreciation method are reviewed at each year end, with the effect of any changes in estimate accounted for on a prospective basis.

The gain or loss arising on the disposal or retirement of an item of property, plant and equipment is determined as the difference between the sale proceeds and the carrying amount of the asset and is recognised in the statements of comprehensive income.

**Leases**

Leases are classified as finance leases whenever the terms of the lease transfer substantially all the risks and rewards of ownership to the lessee. All other leases are classified as operating leases.

Assets held under finance leases are initially recognised as assets of the Group at their fair value at the inception of the lease or, if lower, at the present value of the minimum lease payments. The corresponding liability to the lessor is included in the statements of financial position as a finance lease obligation.

Lease payments are apportioned between finance expenses and reduction of the lease obligation so as to achieve a constant rate of interest on the remaining balance of the liability. Finance expenses are recognised immediately in the statements of comprehensive income, unless they are directly attributable to qualifying assets, in which case they are capitalised in accordance with the Group general policy on borrowing costs.

Operating lease payments are recognised as an expense on a straight-line basis over the lease term, except where another systematic basis is more representative of the time pattern in which economic benefits from the leased asset are consumed. Contingent rentals arising under operating leases are recognised as an expense in the period in which they are incurred.

In the event that lease incentives are received to enter into operating leases, such incentives are recognised as a liability. The aggregate benefit of incentives is recognised as a reduction of rental expense on a straight-line basis, except where another systematic basis is more representative of the time pattern in which economic benefits from the leased asset are consumed.

**Prepaid Lease Payment**

Leasehold land that normally has an indefinite economic life and where title is not expected to pass to the lessee by the end of the lease period is treated as an operating lease. The payment made on entering into or acquiring a leasehold interest is accounted for as prepaid lease payments at the reporting date. In the case of a lease of land and buildings, the prepaid lease payments are allocated whenever necessary, between the land element and buildings element of the lease at the inception of the lease in proportion to their relative fair value.

Prepaid lease payment on leasehold land is stated at surrogate cost less accumulated amortisation and accumulated impairment losses.

Long-term and short-term leasehold land is amortised over the lease period ranging from 50 to 99 years.

Notes to the Financial Statements (cont'd)

**3. SIGNIFICANT ACCOUNTING POLICIES (cont'd)**

**Investments in Subsidiary Companies**

Investments in subsidiary companies, which are eliminated on consolidation, are stated in the separate financial statements of the Company at cost less accumulated impairment losses, if any.

**Goodwill**

Goodwill arising in a business combination is initially recognised as an asset at cost and is subsequently measured at cost less any accumulated impairment losses. Goodwill arising on consolidation represents the excess of cost of business combination over the interest of the Group in the net fair values of the identifiable assets, liabilities and contingent liabilities recognised of the acquiree at the date of the combination.

Goodwill is not amortised. Instead, it is tested for impairment annually or more frequently if events or changes in circumstances indicate that it might be impaired.

For the purpose of impairment testing, goodwill is allocated to each of the cash-generating units of the Group expected to benefit from the synergies of the combination. Cash-generating units to which goodwill has been allocated are tested for impairment annually, or more frequently when there is an indication that the unit may be impaired. If the recoverable amount of the cash-generating unit is less than the carrying amount of the unit, the impairment loss is allocated first to reduce the carrying amount of any goodwill allocated to the unit and then to the other assets of the unit pro-rata on the basis of the carrying amount of each asset in the unit. Any impairment loss is recognised immediately in the consolidated statements of comprehensive income and any impairment loss recognised for goodwill is not subsequently reversed.

On disposal of an entity or operation, the goodwill associated with the entity or operation disposed of is included in the carrying amount of the entity or operation when determining the gain or loss on disposal.

**Impairment of Assets excluding Goodwill**

At the end of each reporting period, the Group and the Company review the carrying amounts of their assets (other than deferred tax assets, inventories and financial assets which are dealt with in their respective policies) to determine if there is any indication that those assets have suffered an impairment loss. If any such indication exists, the recoverable amount of the asset is estimated in order to determine the extent of the impairment loss.

Where it is not possible to estimate the recoverable amount of an individual asset, the Group and the Company estimate the recoverable amount of the cash-generating unit to which the asset belongs. Where a reasonable and consistent basis of allocation can be identified, corporate assets are also allocated to individual cash-generating units, or otherwise they are allocated to the smallest group of cash-generating units for which a reasonable and consistent allocation basis can be identified.

Recoverable amount is the higher of fair value less costs to sell and value in use. In assessing value in use, the estimated future cash flows are discounted to their present value using a pre-tax discount rate that reflects current market assessments of the time value of money and the risks specific to the asset for which the estimates of future cash flows have not been adjusted.



Notes to the Financial Statements (cont'd)

**3. SIGNIFICANT ACCOUNTING POLICIES (cont'd)**

**Impairment of Assets excluding Goodwill (cont'd)**

If the recoverable amount of an asset (or cash-generating unit) is estimated to be less than its carrying amount, the carrying amount of the asset (or cash-generating unit) is reduced to its recoverable amount. An impairment loss is recognised immediately in statements of comprehensive income.

Where an impairment loss subsequently reverses, the carrying amount of the asset (or cash-generating unit) is increased to the revised estimate of its recoverable amount, but so that the increased carrying amount does not exceed the carrying amount that would have been determined had no impairment loss been recognised for the asset (or cash-generating unit) in prior years. A reversal of an impairment loss is recognised immediately in statements of comprehensive income.

**Inventories**

Inventories are valued at the lower of cost and net realisable value. Cost is determined on the "First-in, First-out" and "Weighted Average" methods. The cost of raw materials, packing materials, trading goods, parts and consumables comprise the original purchase price plus cost incurred in bringing the inventories to their present location. The cost of finished goods and work-in-progress comprise the cost of raw materials, direct labour and a proportion of production overheads. Net realisable value represents the estimated selling price for inventories and all estimated costs of completion and costs necessary to make the sale.

**Provisions**

Provisions are recognised when the Group and the Company have a present obligation (legal or constructive) as a result of past event and it is probable that the Group and the Company will be required to settle the obligation, and a reliable estimate can be made of the amount of the obligation.

The amount recognised as a provision is the best estimate of the consideration required to settle the present obligation at the end of the reporting period, taking into account the risks and uncertainties surrounding the obligation. Where a provision is measured using the cash flows estimated to settle the present obligation, its carrying amount is the present value of those cash flows.

When some or all of the economic benefits required to settle a provision are expected to be recovered from a third party, a receivable is recognised as an asset if it is virtually certain that reimbursement will be received and the amount of the receivable can be measured reliably.

**Financial Instruments**

Financial instruments are recognised in the statements of financial position when, and only when the Group and the Company become a party to the contractual provisions of the financial instruments.

Where the purchase or sale of a financial asset is under a contract whose terms require delivery of the financial asset within the timeframe established by the market concerned, such financial assets are recognised and derecognised on trade date.

Financial instruments are initially measured at fair value, plus transaction costs, except for those financial assets and financial liabilities classified as fair value through profit or loss ("FVTPL"), which are initially measured at fair value. Transaction costs that are directly attributable to the acquisition or issue of the financial assets and financial liabilities (other than financial assets and financial liabilities at fair value through profit or loss) are added to or deducted from the fair value of the financial assets or financial liabilities, as appropriate, on initial recognition. Transaction costs that are directly attributable to the acquisition of financial assets or financial liabilities at fair value through profit or loss are recognised immediately in statement of comprehensive income.

Notes to the Financial Statements (cont'd)

**3. SIGNIFICANT ACCOUNTING POLICIES (cont'd)**

**Financial Instruments (cont'd)**

***Effective interest method***

The effective interest method is a method of calculating the amortised cost of a financial instrument and of allocating interest income or expense over the relevant period. The effective interest rate is the rate that exactly discounts estimated future cash receipts or payments (including all fees on points paid or received that form an integral part of the effective interest rate, transaction costs and other premiums or discounts) through the expected life of the financial asset or financial liability, or (where appropriate) a shorter period, to the net carrying amount on initial recognition.

Income and expense is recognised on an effective interest basis for debt instruments other than those financial assets or financial liabilities classified as FVTPL.

**(a) Financial assets**

Financial assets of the Group are classified into "loans and receivables" and "FVTPL" categories while financial assets of the Company are classified into "loans and receivable" category. The classification depends on the nature and purpose of the financial assets and is determined at the time of initial recognition.

**(i) Loans and receivables**

Loans and receivables are non-derivative financial assets with fixed or determinable payments that are not quoted in an active market. Loans and receivables are measured at amortised cost using the effective interest method, less any impairment. Interest income is recognised by applying the effective interest rate, except for short-term receivables when the recognition of interest would be immaterial.

**(ii) Financial assets at FVTPL**

Financial assets are classified as at FVTPL when the financial asset is either held for trading or it is designated as at FVTPL.

A financial asset is classified as held for trading if:

- it has been acquired principally for the purpose of selling it in the near term; or
- on initial recognition it is part of a portfolio of identified financial instruments that the Group manages together and has a recent actual pattern of short-term profit-taking; or
- it is a derivative that is not designated and effective as a hedging instrument.

Notes to the Financial Statements (cont'd)

**3. SIGNIFICANT ACCOUNTING POLICIES** (cont'd)

**Financial Instruments** (cont'd)

**Effective interest method** (cont'd)

**(a) Financial assets** (cont'd)

**(ii) Financial assets at FVTPL** (cont'd)

A financial asset other than a financial asset held for trading may be designated as at FVTPL upon initial recognition if:

- such designation eliminates or significantly reduces a measurement or recognition inconsistency that would otherwise arise; or
- the financial asset forms part of a group of financial assets or financial liabilities or both, which is managed and its performance is evaluated on a fair value basis, in accordance with the Group's documented risk management or investment strategy, and information about the grouping is provided internally on that basis; or
- it forms part of a contract containing one or more embedded derivatives, and MFRS 139 Financial Instruments: Recognition and Measurement permits the entire combined contract (asset or liability) to be designated as at FVTPL.

Financial assets at FVTPL are stated at fair value, with any gains or losses arising on remeasurement recognised in profit or loss. The net gain or loss recognised in profit or loss incorporates any dividend or interest earned on the financial asset and is included in the "other gains and losses" line item. Fair value is determined in the manner described in Note 32.

**(iii) Impairment of financial assets**

Financial assets, other than those at FVTPL, are assessed for indicators of impairment at the end of each reporting period. Financial assets are considered to be impaired when there is objective evidence that, as a result of one or more events that occurred after the initial recognition of the financial asset, the estimated future cash flows of the investment have been affected.

Objective evidence of impairment could include:

- significant financial difficulty of the issuer or counterparty; or
- default or delinquency in interest or principal payments; or
- it becoming probable that the borrower will enter bankruptcy or financial re-organisation.

For certain categories of financial asset, such as trade receivables, assets that are assessed not to be impaired individually are, in addition, assessed for impairment on a collective basis. Objective evidence of impairment for a portfolio of receivables could include the Group's and the Company's past experience of collecting payments, an increase in the number of delayed payments in the portfolio past the average credit period, as well as observable changes in national or local economic conditions that correlate with default on receivables.

Notes to the Financial Statements (cont'd)

**3. SIGNIFICANT ACCOUNTING POLICIES** (cont'd)

**Financial Instruments** (cont'd)

**Effective interest method** (cont'd)

**(a) Financial assets** (cont'd)

**(iii) Impairment of financial assets** (cont'd)

For financial assets carried at amortised cost, the amount of the impairment loss recognised is the difference between the asset's carrying amount and the present value of estimated future cash flows, discounted at the financial asset's original effective interest rate.

The carrying amount of the financial asset is reduced by the impairment loss directly for all financial assets with the exception of trade receivables, where the carrying amount is reduced through the use of an allowance account. When a trade receivable is considered uncollectible, it is written off against the allowance account. Subsequent recoveries of amounts previously written off are debited against the allowance account. Changes in the carrying amount of the allowance account are recognised in the statements of comprehensive income.

If, in a subsequent period, the amount of the impairment loss decreases and the decrease can be related objectively to an event occurring after the impairment was recognised, the previously recognised impairment loss is reversed through the statements of comprehensive income to the extent that the carrying amount of the financial assets at the date the impairment is reversed does not exceed what the amortised cost would have been had the impairment not been recognised.

**(iv) Derecognition of financial assets**

The Group and the Company derecognise a financial asset only when the contractual rights to the cash flows from the asset expire, or when it transfers the financial asset and substantially all the risks and rewards of ownership of the asset to another entity. If the Group and the Company neither transfer nor retain substantially all the risks and rewards of ownership and continues to control the transferred asset, the Group and the Company recognise their retained interest in the asset and an associated liability for amounts it may have to pay. If the Group and the Company retain substantially all the risks and rewards of ownership of a transferred financial asset, the Group and the Company continue to recognise the financial asset and also recognises a collateralised borrowing for the proceeds received.

**(b) Financial liabilities and equity instruments**

**(i) Classification as debt or equity**

Debt and equity instruments are classified as either financial liabilities or as equity in accordance with the substance of the contractual arrangement.

Notes to the Financial Statements (cont'd)

**3. SIGNIFICANT ACCOUNTING POLICIES (cont'd)**

**Financial Instruments (cont'd)**

***Effective interest method (cont'd)***

**(b) Financial liabilities and equity instruments (cont'd)**

**(ii) Equity instruments**

An equity instrument is any contract that evidences a residual interest in the assets of an entity after deducting all of its liabilities. Equity instruments issued by the Group and the Company are recognised at the proceeds received, net of direct issue costs.

**(iii) Compound instruments**

***Irredeemable Convertible Unsecured Loan Stocks ("ICULS")***

ICULS are regarded as compound instruments, consisting of a liability component and an equity component. At the date of issue, the fair value of the liability component is estimated using the prevailing market interest rate for similar non-convertible loan stocks. The difference between the proceeds of issue of the ICULS and the fair value assigned to the liability component is regarded as equity component.

Issue costs are apportioned between the liability and equity components of the ICULS based on their relative carrying amounts at the date of issue. The portion relating to the equity component is charged directly to equity.

**(iv) Financial liabilities**

Financial liabilities of the Group are classified as either financial liabilities "at FVTPL" or "other financial liabilities" categories while financial liabilities of the Company are classified into "other financial liabilities" category.

**(v) Financial liabilities at FVTPL**

Financial liabilities are classified as at FVTPL when the financial liability is either held for trading or it is designated as at FVTPL.

A financial liability is classified as held for trading if:

- it has been acquired principally for the purpose of repurchasing it in the near term; or
- on initial recognition it is part of a portfolio of identified financial instruments that the Group manages together and has a recent actual pattern of short-term profit-taking; or
- it is a derivative that is not designated and effective as a hedging instrument.

Notes to the Financial Statements (cont'd)

**3. SIGNIFICANT ACCOUNTING POLICIES (cont'd)**

**Financial Instruments (cont'd)**

***Effective interest method (cont'd)***

**(b) Financial liabilities and equity instruments (cont'd)**

**(v) *Financial liabilities at FVTPL (cont'd)***

A financial liability other than a financial liability held for trading may be designated as at FVTPL upon initial recognition if:

- such designation eliminates or significantly reduces a measurement or recognition inconsistency that would otherwise arise; or
- the financial liability forms part of a group of financial assets or financial liabilities or both, which is managed and its performance is evaluated on a fair value basis, in accordance with the Group's documented risk management or investment strategy, and information about the grouping is provided internally on that basis; or
- it forms part of a contract containing one or more embedded derivatives, and MFRS 139 Financial Instruments: Recognition and Measurement permits the entire combined contract (asset or liability) to be designated as at FVTPL.

Financial liabilities at FVTPL are stated at fair value, with any gains or losses arising on remeasurement recognised in profit or loss. The net gain or loss recognised in profit or loss incorporates any interest paid on the financial liability and is included in the "other gains and losses" line item in the statement of comprehensive income. Fair value is determined in the manner described in Note 32.

**(vi) *Other financial liabilities***

Other financial liabilities, including borrowings, are initially measured at fair value, net of transaction costs. Other financial liabilities are subsequently measured at amortised cost using the effective interest method, with interest expense recognised on an effective yield basis.

**(vii) *Derecognition of financial liabilities***

The Group and the Company derecognise financial liabilities when, and only when, the Group's and the Company's obligation are discharged, cancelled or they expire.

**(c) Derivative financial instruments**

The Group enters into foreign exchange forward contracts to manage its exposure to foreign exchange rate risk.

Notes to the Financial Statements (cont'd)

**3. SIGNIFICANT ACCOUNTING POLICIES (cont'd)**

**Financial Instruments (cont'd)**

***Effective interest method (cont'd)***

**(c) Derivative financial instruments (cont'd)**

Derivatives are initially recognised at fair value at the date the derivative contract is entered into and are subsequently remeasured to their fair value at the end of each reporting period. The resulting gain or loss is recognised in the statements of comprehensive income immediately unless the derivative is designated and effective as a hedging instrument, in which event the timing of the recognition in the statement of comprehensive income depends on the nature of the hedge relationship.

A derivative with a positive fair value is recognised as a financial asset; a derivative with a negative fair value is recognised as a financial liability. A derivative is presented as a non-current asset or a non-current liability if the remaining maturity of the instrument is more than 12 months and it is not expected to be realised or settled within 12 months. Other derivatives are presented as current assets or current liabilities.

**Statements of Cash Flows**

The Group and the Company adopt the indirect method in the preparation of the statements of cash flows.

Cash equivalents are short-term, highly liquid investments with maturities of three months or less from the date of acquisition and are readily convertible to cash with insignificant risks of changes in value.

**4. CRITICAL ACCOUNTING JUDGEMENTS AND KEY SOURCES OF ESTIMATION UNCERTAINTY**

In the application of the accounting policies of the Group and of the Company, the directors are required to make judgements, estimates and assumptions about the carrying amounts of assets and liabilities that are not readily apparent from other sources. The estimates and associated assumptions are based on historical experience and other factors that are considered to be relevant. Actual results may differ from these estimates.

The estimates and underlying assumptions are reviewed on an ongoing basis. Revisions to accounting estimates are recognised in the period in which the estimate is revised if the revision affects only that period, or in the period of the revision and future periods if the revision affects both current and future periods.

The key assumptions concerning the future, and other key sources of estimation uncertainty at the end of the reporting period, that have a significant risk of causing a material adjustment to the carrying amounts of assets and liabilities within the next financial year, are discussed below:

**(i) Impairment of Goodwill**

The Group tests goodwill for impairment annually in accordance with its accounting policy. More regular reviews are performed if events indicate that this is necessary.

Notes to the Financial Statements (cont'd)

**4. CRITICAL ACCOUNTING JUDGEMENTS AND KEY SOURCES OF ESTIMATION UNCERTAINTY (cont'd)**

(i) Impairment of Goodwill (cont'd)

For the purpose of assessing impairment, goodwill is allocated to cash-generating units that are expected to benefit from the synergies of the business combination in which the goodwill arose.

Significant judgement is required in the estimation of the present value of future cash flows generated by the cash-generating units, which involve uncertainties and are significantly affected by assumptions used and judgement made regarding estimates of future cash flows and discount rates. Changes in assumptions could significantly affect the results of the tests for impairment of goodwill of the Group.

(ii) Impairment of Property, Plant and Equipment

The Group assesses impairment of assets whenever the events or changes in circumstances indicate that the carrying amount of an asset may not be recoverable, i.e. the carrying amount of the asset is more than the recoverable amount.

Recoverable amount is measured at the higher of the fair value less cost to sell for that asset and its value-in-use. The value-in-use is the net present value of the projected future cash flow derived from that asset discounted at an appropriate discount rate. Projected future cash flows are based on the Group's estimates calculated based on historical, sector and industry trends, general market and economic conditions, changes in technology and other available information. Management of the Group has carried out a review on its property, plant and equipment and concluded that indication of impairment existed. An impairment loss of RM332,963 was recognised during the financial period.

(iii) Estimated Useful Lives of Property, Plant and Equipment

The Group reviews the estimated useful lives of property, plant and equipment at the end of each annual reporting period based on factors such as business plan and strategies, expected level of usage and future technological developments. Future results of operations could be materially affected by changes in these estimates brought about by changes in the factors mentioned above. A reduction in the estimated useful lives of property, plant and equipment would increase the recorded depreciation and decrease the value of property, plant and equipment.

(iv) Recoverability of Receivables

An allowance is established when there is objective evidence that the Group and the Company will not be able to collect all amounts due according to the original terms of transactions. This is determined based on the ageing profile and collection patterns. Where the expectation is different from the original estimate, such difference will impact the carrying value of the trade and other receivables and doubtful receivables expenses in the period in which such estimate has been changed.



Notes to the Financial Statements (cont'd)

**4. CRITICAL ACCOUNTING JUDGEMENTS AND KEY SOURCES OF ESTIMATION UNCERTAINTY** (cont'd)

(v) Inventory Obsolescence

The Group writes off inventories based on an assessment of the recoverability of the inventories through sales and recycling for alternative uses. Write off is applied to inventories where events or changes in circumstances indicate that the costs may not be recoverable.

The identification of obsolete inventories requires use of judgement and estimates.

Where the expectation is different from the original estimate, such difference will impact the carrying values of the inventories and inventories written off/(back) in the period in which such estimate has been changed.

**5. REVENUE**

	The Group		The Company	
	2012 RM	2011 RM	2012 RM	2011 RM
Sale of manufactured products	358,842,005	355,045,902	-	-
Sale of trading products	17,703,948	18,653,480	-	-
Dividends (gross) received from subsidiary companies	-	-	12,035,676	6,000,000
	<u>376,545,953</u>	<u>373,699,382</u>	<u>12,035,676</u>	<u>6,000,000</u>

**6. SEGMENT REPORTING**

Segmental information is presented in respect of the business and geographical segments of the Group. The primary format, geographical segments by location of assets, is based on the management and internal reporting structure of the Group.

Information reported to the chief operating decision maker and senior management for the purposes of resource allocation and assessment of performance focused on the business operations of the Group by geographical location in Malaysia, People's Republic of China and Europe.

Unallocated corporate assets and liabilities include items that cannot be reasonably allocated to an individual segment.

Notes to the Financial Statements (cont'd)

6. SEGMENT REPORTING (cont'd)

Geographical segments by location of assets

The Group 2012	Malaysia RM	People's Republic of China RM	Europe RM	Eliminations RM	Total RM
<b>Revenue</b>	<u>144,922,884</u>	<u>475,379,189</u>	<u>43,304,172</u>	<u>(287,060,292)</u>	<u>376,545,953</u>
<b>Results</b>					
Segment results	<u>17,188,150</u>	<u>21,412,311</u>	<u>1,460,009</u>	<u>(6,036,160)</u>	34,024,310
Investment revenue					28,386
Finance costs					(8,140,124)
Profit before tax					25,912,572
Income tax expense					(3,881,742)
Profit for the year					<u>22,030,830</u>
<b>Assets</b>					
Segment assets	67,648,628	225,664,587	25,510,174	-	318,823,389
Unallocated corporate assets					1,537,945
Consolidated total assets					<u>320,361,334</u>
<b>Liabilities</b>					
Segment liabilities	20,391,592	21,247,533	1,929,987	-	43,569,112
Unallocated corporate liabilities					96,548,953
Consolidated total liabilities					<u>140,118,065</u>
<b>Other Information</b>					
Capital expenditure	1,545,411	5,732,792	6,487	-	7,284,690
Depreciation and amortisation charges	4,438,742	10,820,080	8,320	-	15,267,142
Impairment loss on property, plant and equipment	332,963	-	-	-	332,963
Property, plant and equipment written off	163,467	535,069	-	-	698,536
Inventories written off	278,398	-	-	-	278,398

Notes to the Financial Statements (cont'd)

6. SEGMENT REPORTING (cont'd)

Geographical segments by location of assets (cont'd)

The Group 2011	Malaysia RM	People's Republic of China RM	Europe RM	Eliminations RM	Total RM
<b>Revenue</b>	<u>144,493,366</u>	<u>454,134,676</u>	<u>44,218,032</u>	<u>(269,146,692)</u>	<u>373,699,382</u>
<b>Results</b>					
Segment results	<u>17,179,432</u>	<u>10,422,743</u>	<u>2,213,758</u>	<u>(8,753,118)</u>	21,062,815
Investment revenue					236,627
Finance costs					(9,689,569)
Profit before tax					11,609,873
Income tax expense					(3,120,854)
Profit for the year					<u>8,489,019</u>
<b>Assets</b>					
Segment assets	77,177,124	230,631,223	22,051,178	-	329,859,525
Unallocated corporate assets					1,090,217
Consolidated total assets					<u>330,949,742</u>
<b>Liabilities</b>					
Segment liabilities	19,521,494	22,423,292	1,034,913	-	42,979,699
Unallocated corporate liabilities					120,516,318
Consolidated total liabilities					<u>163,496,017</u>
<b>Other Information</b>					
Capital expenditure	2,372,467	4,078,106	1,359	-	6,451,932
Depreciation and amortisation charges	5,931,923	9,780,673	20,954	-	15,733,550
Impairment loss on property, plant and equipment	1,005,565	-	-	-	1,005,565
Property, plant and equipment written off	-	8,141	464	-	8,605
Inventories written off	<u>1,179,835</u>	<u>-</u>	<u>-</u>	<u>-</u>	<u>1,179,835</u>

Notes to the Financial Statements (cont'd)

**6. SEGMENT REPORTING** (cont'd)

Revenue from sales to external customers by location of customers:

	The Group	
	2012 RM	2011 RM
Europe	175,684,746	223,875,052
North and South America	126,482,994	70,201,447
Rest of the world	74,378,213	79,622,883
	<u>376,545,953</u>	<u>373,699,382</u>

**Business segments**

Information on the operations of the Group by business segments has not been disclosed as the Group is principally involved in manufacturing and sale of household, industrial and disposable rubber gloves. The revenue, carrying amounts of segment assets and cost of capital expenditure from trading operations are less than 10% of the revenue, segment assets and additions to property, plant and equipment of the Group respectively.

**7. INVESTMENT REVENUE**

	The Group		The Company	
	2012 RM	2011 RM	2012 RM	2011 RM
Interest income from:				
Fixed deposits	28,386	206,940	22,139	142,221
Short-term deposits	-	19,752	-	-
Advances to subsidiary companies	-	-	2,206,109	3,644,757
Rental income	-	9,935	-	-
	<u>28,386</u>	<u>236,627</u>	<u>2,228,248</u>	<u>3,786,978</u>
Less: Set off against finance costs (Note 11)	-	-	(2,206,109)	(3,644,757)
	<u>28,386</u>	<u>236,627</u>	<u>22,139</u>	<u>142,221</u>

The following is an analysis of investment revenue earned on the financial assets by category of assets:

	The Group		The Company	
	2012 RM	2011 RM	2012 RM	2011 RM
Loans and receivables (including fixed deposits, cash and bank balances)	28,386	226,692	134,557	738,200
Investment income earned on non-financial assets	-	9,935	2,093,691	3,048,778
	<u>28,386</u>	<u>236,627</u>	<u>2,228,248</u>	<u>3,786,978</u>

Notes to the Financial Statements (cont'd)

**8. OTHER GAINS AND LOSSES**

	The Group		The Company	
	2012 RM	2011 RM	2012 RM	2011 RM
Fair value (losses)/gains on financial derivatives	(245,305)	881,350	-	-
Gain on disposal of property, plant and equipment	495,466	34,124	-	-
Realised gain/(loss) on foreign exchange	864,268	1,640,112	(22,820)	54,901
Unrealised (loss)/gain on foreign exchange	549,441	(1,098,847)	(3,943,081)	3,453,093
	<u>1,663,870</u>	<u>1,456,739</u>	<u>(3,965,901)</u>	<u>3,507,994</u>

**9. EMPLOYEE BENEFITS EXPENSE**

Employee benefits recognised as an expense during the financial year is as follows:

	The Group		The Company	
	2012 RM	2011 RM	2012 RM	2011 RM
Statutory contributions	3,374,775	2,434,418	-	-
Other employee benefits expense	37,228,211	39,185,202	-	-
Directors' fees	127,500	127,500	127,500	127,500
	<u>40,730,486</u>	<u>41,747,120</u>	<u>127,500</u>	<u>127,500</u>

Employee benefits expense include directors' remuneration, salaries, bonuses, statutory contributions and all other employee related expenses.

Included in employee benefits expense are the following:

	The Group	
	2012 RM	2011 RM
Rental of hostel	72,395	41,131
Termination benefits	-	89,479
	<u>72,395</u>	<u>130,610</u>

Notes to the Financial Statements (cont'd)

9. EMPLOYEE BENEFITS EXPENSE (cont'd)

Details of remuneration of directors of the Group and of the Company are as follows:

	The Group		The Company	
	2012 RM	2011 RM	2012 RM	2011 RM
Executive directors of the Company:				
Salaries, allowances and bonuses	444,270	442,550	-	-
Statutory contributions	48,396	49,512	-	-
	492,666	492,062	-	-
Executive directors of the subsidiary companies:				
Salaries, allowances and bonuses	1,962,658	1,624,768	-	-
Statutory contributions	170,871	158,880	-	-
	2,133,529	1,783,648	-	-
Non-executive directors:				
Fees	127,500	127,500	127,500	127,500
	<u>2,753,695</u>	<u>2,403,210</u>	<u>127,500</u>	<u>127,500</u>

The estimated monetary value of benefits-in-kind received and receivable by the directors otherwise than in cash from the Group and the Company amounted to RM5,400 and RM600 (2011: RM4,800 and RM600) respectively.

***Compensation of key management personnel***

Key management personnel are defined as those persons having authority and responsibility for planning, directing and controlling the activities of the Company either directly or indirectly. The key management personnel of the Group includes certain members of senior management of the Group.

Notes to the Financial Statements (cont'd)

**9. EMPLOYEE BENEFITS EXPENSE** (cont'd)

The remuneration of members of key management personnel of the Group during the year are as follows:

	The Group	
	2012 RM	2011 RM
Short-term employee benefits	465,497	565,125
Post-employment benefits - Defined contribution plan	52,200	68,028
	517,697	633,153

The estimated monetary value of benefits-in-kind received and receivable by members of key management personnel otherwise than in cash from the Group amounted to RM1,200 (2011: RM1,800).

**10. OTHER OPERATING INCOME/(EXPENSES)**

Included in other operating income/(expenses) are the following:

	The Group		The Company	
	2012 RM	2011 RM	2012 RM	2011 RM
Allowance for doubtful debts no longer required	80,356	3,486	-	-
Interest income	30,777	-	-	-
Rental income	10,277	-	-	-
Waiver of debts	-	14,500	-	-
Property, plant and equipment written off	(698,536)	(8,605)	-	-
Rental of premises	(503,635)	(526,413)	-	-
Auditors' remuneration:				
Statutory audit:				
Current year	(416,935)	(419,739)	(64,000)	(61,000)
Prior year	2,000	-	2,000	-
Others	-	(53,095)	-	(2,000)
Impairment loss on property, plant and equipment	(332,963)	(1,005,565)	-	-
Bad debts written off	(4,838)	(79,863)	-	-
Allowance for doubtful debts	-	(96,026)	-	-

Notes to the Financial Statements (cont'd)

**11. FINANCE COSTS**

	The Group		The Company	
	2012 RM	2011 RM	2012 RM	2011 RM
Interest on:				
Revolving credit	3,578,637	3,701,326	2,113,595	2,301,239
Term loans	2,355,313	1,202,827	2,029,769	824,263
Bills payable	834,996	1,129,311	-	-
Bank overdrafts	133,422	100,463	-	-
Medium Term Notes	127,671	2,294,051	127,671	2,294,051
ICULS (Note 27)	24,874	87,747	24,874	87,747
Bank charges and commitment fees	1,085,211	1,173,844	2,932	2,349
	<u>8,140,124</u>	<u>9,689,569</u>	<u>4,298,841</u>	<u>5,509,649</u>
Less: Set off against investment revenue (Note 7)	-	-	(2,206,109)	(3,644,757)
	<u>8,140,124</u>	<u>9,689,569</u>	<u>2,092,732</u>	<u>1,864,892</u>

Interest costs on ICULS, Medium Term Notes, revolving credit and term loans were set off against interest income on advances received from the subsidiaries in the financial statements of the Company as disclosed in Note 7 as these borrowings were onlent to and utilised by subsidiary companies.

**12. INCOME TAX EXPENSE**

	The Group		The Company	
	2012 RM	2011 RM	2012 RM	2011 RM
Income tax expense comprises:				
Current tax expense:				
Malaysian	2,755,120	2,601,000	5,000	35,000
Foreign	1,286,595	604,654	-	-
	<u>4,041,715</u>	<u>3,205,654</u>	<u>5,000</u>	<u>35,000</u>
Adjustment recognised in the current year in relation to the income tax of prior years	422,714	321,616	(204)	142,543
	<u>4,464,429</u>	<u>3,527,270</u>	<u>4,796</u>	<u>177,543</u>
Deferred tax:				
Relating to origination and reversal of temporary differences:				
Malaysian	(502,622)	(409,282)	-	-
Foreign	(97,071)	(2,958)	-	-
	<u>(599,693)</u>	<u>(412,240)</u>	<u>-</u>	<u>-</u>
Relating to reversal of liability component of ICULS	17,006	5,824	17,006	5,824
	<u>(582,687)</u>	<u>(406,416)</u>	<u>17,006</u>	<u>5,824</u>
	<u>3,881,742</u>	<u>3,120,854</u>	<u>21,802</u>	<u>183,367</u>



Notes to the Financial Statements (cont'd)

**12. INCOME TAX EXPENSE** (cont'd)

Malaysian income tax rate remained at 25% for the year of assessment 2012. Taxation for other jurisdictions are calculated at the rates prevailing in the relevant jurisdictions.

The income tax expense for the year can be reconciled to the accounting profit as follows:

	The Group		The Company	
	2012 RM	2011 RM	2012 RM	2011 RM
Profit before tax	25,912,572	11,609,873	5,505,478	6,869,067
Tax calculated at 25% (2011: 25%)	6,478,000	2,902,000	1,376,000	1,717,000
Tax effects of:				
Expenses that are not deductible in determining taxable profit	1,501,028	2,066,740	1,655,006	686,824
Unutilised tax losses and unabsorbed tax capital allowances not recognised as deferred tax assets	40,000	283,560	-	-
Utilisation of unutilised tax losses previously not recognised as deferred tax assets	(1,746,000)	(1,114,764)	-	-
Income that is not taxable in determining taxable profit:				
Off-shore profit of a foreign subsidiary not subjected to tax	(1,180,000)	(1,112,946)	-	-
Others	(630,000)	(373,626)	(3,009,000)	(2,363,000)
Reinvestment allowances utilised	(170,000)	(162,000)	-	-
Effect of different tax rates in other jurisdictions	(834,000)	310,274	-	-
Adjustment recognised in the current year in relation to the income tax of prior years	422,714	321,616	(204)	142,543
Income tax expense recognised in statements of comprehensive income	3,881,742	3,120,854	21,802	183,367

Notes to the Financial Statements (cont'd)

12. **INCOME TAX EXPENSE** (cont'd)

The Group	31.12.2012 RM	31.12.2011 RM	1.1.2011 RM
<b><i>Current tax assets</i></b>			
Tax refund receivable	1,537,945	1,073,211	767,996
<b><i>Current tax liabilities</i></b>			
Income tax payable	1,245,362	757,989	915,793
<b>The Company</b>			
<b><i>Current tax assets</i></b>			
Tax refund receivable	250,555	222,055	379,848

As of December 31, 2012, the Company has Section 108 tax credits and tax-exempt accounts balances of approximately RM431,000 (2011: RM1,694,000) and RM13,344,000 (2011: RM6,638,000) respectively. The tax-exempt accounts, arising from tax-exempt dividends received under Section 23(6) of the Promotion of Investments Act, 1986 and chargeable income waived in 1999 in accordance with the Income Tax (Amendment) Act, 1999, are available for distribution as tax-exempt dividends to the shareholders of the Company.

As of December 31, 2012, certain subsidiary companies have tax-exempt account balance of approximately RM10,058,000 (2011: RM9,208,000). The tax-exempt account arose from reinvestment allowances claimed and utilised under Schedule 7A of the Income Tax Act, 1967. The tax-exempt account is available for distribution as tax-exempt dividends to the shareholders of the subsidiary companies.

Notes to the Financial Statements (cont'd)

12. INCOME TAX EXPENSE (cont'd)

*Deferred tax balances*

The Group	As of January 1 RM	Recognised in statements of comprehensive income RM	Net foreign currency exchange differences recognised in other comprehensive income RM	As of December 31 RM
<b>Deferred tax liabilities</b>				
Property, plant and equipment	(1,728,448)	673,177	-	(1,055,271)
Unrealised exchange differences on receivables	-	(93,500)	-	(93,500)
	<u>(1,728,448)</u>	<u>579,677</u>	<u>-</u>	<u>(1,148,771)</u>
<b>Deferred tax assets</b>				
Unrealised gain on inventories	125,083	180,016	-	305,099
Unrealised exchange differences on receivables	160,000	(160,000)	-	-
	<u>285,083</u>	<u>20,016</u>	<u>-</u>	<u>305,099</u>
	<u>(1,443,365)</u>	<u>599,693</u>	<u>-</u>	<u>(843,672)</u>
<b>The Group 2011</b>				
<b>Deferred tax liabilities</b>				
Property, plant and equipment	(2,731,542)	1,003,220	(126)	(1,728,448)
<b>Deferred tax assets</b>				
Unrealised gain on inventories	457,063	(331,980)	-	125,083
Unabsorbed tax capital allowances	378,000	(378,000)	-	-
Unrealised exchange differences on receivables	41,000	119,000	-	160,000
	<u>876,063</u>	<u>(590,980)</u>	<u>-</u>	<u>285,083</u>
	<u>(1,855,479)</u>	<u>412,240</u>	<u>(126)</u>	<u>(1,443,365)</u>

Notes to the Financial Statements (cont'd)

**12. INCOME TAX EXPENSE** (cont'd)

*Deferred tax assets*

**The Group and The Company**

	As of January 1 RM	Recognised in statements of comprehensive income RM	As of December 31 RM
<b>2012</b>			
Liability component of ICULS	17,006	(17,006)	-
<b>2011</b>			
Liability component of ICULS	22,830	(5,824)	17,006

As of December 31, 2012, the amount of estimated deferred tax assets of the Group which is not recognised in the financial statements, is as follows:

**The Group**

	Deferred Tax Assets		
	31.12.2012 RM	31.12.2011 RM	1.1.2011 RM
Unutilised tax losses and unabsorbed tax capital allowances	3,831,000	11,224,000	16,213,000
Temporary differences arising from property, plant and equipment	-	-	226,000
	<u>3,831,000</u>	<u>11,224,000</u>	<u>16,439,000</u>

**13. EARNINGS PER SHARE**

The basic and diluted earnings per share are calculated as follows:

**Basic**

	The Group	
	2012 RM	2011 RM
Profit for the year attributable to owners of the Company	<u>22,030,830</u>	<u>8,906,715</u>

Notes to the Financial Statements (cont'd)

13. EARNINGS PER SHARE (cont'd)

	The Group	
	2012 Shares	2011 Shares
Number of ordinary shares in issue as of January 1	202,507,552	202,155,788
Less: Shares repurchased as of January 1	(1,065,800)	(90,000)
	201,441,752	202,065,788
Exercise of Warrants	4,488	-
Conversion of ICULS	11,388,836	87,029
Shares repurchased	(81,458)	(114,650)
Weighted average number of ordinary shares in issue	212,753,618	202,038,167
	<b>2012</b>	<b>2011</b>
Basic earnings per ordinary share (sen)	10.36	4.41
<b>Fully Diluted</b>		
	The Group	
	2012 RM	2011 RM
Profit for the year attributable to owners of the Company	22,030,830	8,906,715
Add: Interest on ICULS	-	33,993
	22,030,830	8,940,708
	2012 Shares	2011 Shares
Weighted average number of ordinary shares in issue	212,753,618	202,038,167
Effect of conversion of ICULS	-	26,761,266
Adjusted weighted average number of ordinary shares for calculating fully diluted earnings per ordinary share	212,753,618	228,799,433
	2012	2011
Fully diluted earnings per ordinary share (sen)	10.36	3.91

## 14. PROPERTY, PLANT AND EQUIPMENT

The Group	Freehold land RM	Factory buildings RM	Plant and machinery RM	Factory and office equipment, furniture and fittings RM	Electrical installation RM	Motor vehicles RM	Capital work-in progress RM	Total RM
<b>Cost</b>								
As of January 1, 2011	3,519,496	48,082,010	184,129,228	15,027,762	288,434	2,530,724	25,246,799	278,824,453
Additions	-	113,267	5,439,492	299,211	-	279,875	320,087	6,451,932
Disposals	-	-	-	(12,985)	-	(263,520)	-	(276,505)
Write off	-	-	-	(10,683)	-	-	-	(10,683)
Reclassification	-	(2,673,997)	10,078,672	(6,624,726)	(25,526)	(26,688)	(727,735)	-
Net foreign currency exchange differences	-	2,156,544	6,157,439	204,319	-	106,983	1,905,480	10,530,765
As of December 31, 2011	3,519,496	47,677,824	205,804,831	8,882,898	262,908	2,627,374	26,744,631	295,519,962
Additions	-	194,211	6,095,595	328,928	-	178,505	487,451	7,284,690
Disposals	-	-	(7,797,464)	(30,064)	(262,908)	(170,774)	-	(8,261,210)
Write off	-	-	(2,552,973)	(28,195)	-	-	-	(2,581,168)
Reclassification	-	3,494,632	7,690,732	-	-	-	(11,185,364)	-
Net foreign currency exchange differences	-	(720,270)	(2,215,272)	(43,490)	-	(42,820)	(687,597)	(3,709,449)
As of December 31, 2012	3,519,496	50,646,397	207,025,449	9,110,077	-	2,592,285	15,359,121	288,252,825
<b>Accumulated depreciation and impairment</b>								
As of January 1, 2011	-	11,900,107	111,639,330	9,351,808	99,546	1,388,113	-	134,378,904
Charge for the year	-	1,449,291	13,197,748	512,665	24,101	322,302	-	15,506,107
Impairment loss recognised for the year	-	-	943,266	2,505	59,062	732	-	1,005,565
Disposals	-	-	-	(12,484)	-	(247,931)	-	(260,415)
Write off	-	-	-	(2,078)	-	-	-	(2,078)
Reclassification	-	(583,171)	2,762,031	(2,166,915)	(7,141)	(4,804)	-	-
Net foreign currency exchange differences	-	149,144	1,928,270	101,542	-	62,299	-	2,241,255
As of December 31, 2011	-	12,915,371	130,470,645	7,787,043	175,568	1,520,711	-	152,869,338
Charge for the year	-	1,502,804	12,745,757	447,979	-	336,353	-	15,032,893
Impairment loss recognised for the year	-	-	332,963	-	-	-	-	332,963
Disposals	-	-	(6,370,033)	(26,359)	(175,568)	(153,066)	-	(6,725,026)
Write off	-	-	(1,857,493)	(25,139)	-	-	-	(1,882,632)
Reclassification	-	-	-	-	-	-	-	-
Net foreign currency exchange differences	-	(49,457)	(691,403)	(27,300)	-	(21,518)	-	(789,678)
As of December 31, 2012	-	14,368,718	134,630,436	8,156,224	-	1,682,480	-	158,837,858
<b>Carrying amount</b>								
As of December 31, 2012	3,519,496	36,277,679	72,395,013	953,853	-	909,805	15,359,121	129,414,967
As of December 31, 2011	3,519,496	34,762,453	75,334,186	1,095,855	87,340	1,106,663	26,744,631	142,650,624
As of January 1, 2011	3,519,496	36,181,903	72,489,898	5,675,954	188,888	1,142,611	25,246,799	144,445,549

Certain factory buildings of the Group with carrying value of RM29,828,586 (31.12.2011: RM20,210,177, 1.1.2011: RM28,134,355) as of December 31, 2012 are charged to a licensed bank for facilities granted to a subsidiary as disclosed in Note 29.

Notes to the Financial Statements (cont'd)

15. PREPAID LEASE PAYMENTS

The Group 31.12.2012	Long-term leasehold land RM	Short-term leasehold land RM	Total RM
<b>At cost</b>			
At beginning of year	1,731,254	13,606,414	15,337,668
Additions	-	-	-
Net foreign currency exchange differences	-	(258,893)	(258,893)
At end of year	<u>1,731,254</u>	<u>13,347,521</u>	<u>15,078,775</u>
<b>Accumulated amortisation</b>			
At beginning of year	310,684	1,050,864	1,361,548
Amortisation for the year	29,892	204,357	234,249
Net foreign currency exchange differences	-	(25,359)	(25,359)
At end of year	<u>340,576</u>	<u>1,229,862</u>	<u>1,570,438</u>
<b>The Group 31.12.2011</b>			
<b>At cost</b>			
At beginning of year	1,731,254	12,852,702	14,583,956
Additions	-	-	-
Net foreign currency exchange differences	-	753,712	753,712
At end of year	<u>1,731,254</u>	<u>13,606,414</u>	<u>15,337,668</u>
<b>Accumulated amortisation</b>			
At beginning of year	280,792	780,454	1,061,246
Amortisation for the year	29,892	197,551	227,443
Net foreign currency exchange differences	-	72,859	72,859
At end of year	<u>310,684</u>	<u>1,050,864</u>	<u>1,361,548</u>
<b>Carrying amount</b>			
As of December 31, 2012	<u>1,390,678</u>	<u>12,117,659</u>	<u>13,508,337</u>
As of December 31, 2011	<u>1,420,570</u>	<u>12,555,550</u>	<u>13,976,120</u>
As of January 1, 2011	<u>1,450,462</u>	<u>12,072,248</u>	<u>13,522,710</u>

Short-term leasehold land of a subsidiary with carrying amount of RM12,117,659 (31.12.2011: RM12,555,550, 1.1.2011: RM12,072,248) is charged to a licensed bank for facilities granted to a subsidiary as disclosed in Note 29.

Notes to the Financial Statements (cont'd)

**16. INVESTMENT IN SUBSIDIARY COMPANIES**

The Company	31.12.2012 RM	31.12.2011 RM	1.1.2011 RM
Unquoted shares, at cost:			
In Malaysia	27,353,102	27,353,102	27,353,102
Outside Malaysia	37,511,191	38,418,534	40,818,534
	64,864,293	65,771,636	68,171,636
Amount owing by subsidiary companies	119,756,800	127,380,550	117,510,821
	<u>184,621,093</u>	<u>193,152,186</u>	<u>185,682,457</u>

The amount owing by subsidiary companies is treated as net investment in foreign operations as the settlement is neither planned nor likely to occur in the foreseeable future.

The subsidiary companies are as follows:

Name of Company	Country of Incorporation	Effective Equity Interest		Principal Activities
		2012 %	2011 %	
<b>Direct subsidiary companies</b>				
Rubberex (M) Sdn. Berhad	Malaysia	100	100	Manufacturing and sales of household and industrial rubber gloves.
Filrex (Malaysia) Sdn. Bhd.	Malaysia	100	100	Ceased its business activities since January 1, 2007.
Diamond Grip (M) Sdn. Bhd.	Malaysia	100	100	Manufacturing and sales of industrial rubber gloves.
Pioneer Vantage Limited *	Hong Kong	100	100	Investment holding.
Rubberex (Hong Kong) Limited *	Hong Kong	100	100	Trading of gloves and other latex products.
Lifestyle Investment (Hong Kong) Limited *	Hong Kong	100	100	Investment holding.



Notes to the Financial Statements (cont'd)

16. INVESTMENT IN SUBSIDIARY COMPANIES (cont'd)

Name of Company	Country of Incorporation	Effective Equity Interest		Principal Activities
		2012 %	2011 %	
<b>Indirect subsidiary companies</b>				
<i>Held through Rubberex (M) Sdn. Berhad</i>				
Rubberex Marketing (M) Sdn. Bhd.	Malaysia	100	100	Trading of gloves, household items, kitchen items and personal protective products.
Rubberex Spain, S.L.*	Spain	100	100	Trading of gloves, household items, kitchen items and personal protective products.
<i>Held through Diamond Grip (M) Sdn. Bhd.</i>				
Biogreen Medical Sdn. Bhd.	Malaysia	100	100	Temporarily ceased its business operations and management intends to commence trading operations in the near future.
<i>Held through Pioneer Vantage Limited</i>				
LPL (Hui Zhou) Glove Co. Limited ^	People's Republic of China	100	100	Manufacturing and sales of industrial and disposable gloves.
<i>Held through Lifestyle Investment (Hong Kong) Limited</i>				
Lifestyle Safety Products (Hui Zhou) Co. Limited ^	People's Republic of China	100	100	Manufacturing and sales of disposable gloves.

\* The financial statements of these companies are examined by auditors other than the auditors of the Company.

^ The financial statements of these companies are examined by a member firm of auditors of the Company.

Notes to the Financial Statements (cont'd)

**17. GOODWILL ON CONSOLIDATION**

<b>The Group</b>	<b>31.12.2012</b>	<b>31.12.2011</b>	<b>1.1.2011</b>
	<b>RM</b>	<b>RM</b>	<b>RM</b>
Goodwill:			
At beginning and end of year	2,793,422	2,793,422	2,793,422

**Impairment tests for cash-generating units ("CGU") containing goodwill**

The Group tests goodwill annually for impairment, or more frequently if there are indications that goodwill might be impaired.

The carrying amount of goodwill is allocated to the manufacturing operations of Diamond Grip (M) Sdn. Bhd.

The recoverable amount of a CGU is determined based on value-in-use calculations. These calculations use pre-tax cash flow projections based on a financial forecast approved by management covering a five year period from 2013 to 2017. The following key assumptions are used to generate the financial forecast:

Sales volume	Remained unchanged
Inflation rate	3.00% per annum
Discount rate	7.80%

Receivables and payables turnover period is estimated to be consistent with the current financial year.

The above assumptions were determined based on business past performance and management's expectations of market development.

The Group believes that any reasonable possible changes in the assumptions applied are not likely to materially cause the recoverable amount of the CGU to be lower than the carrying amount of CGU and the allocated goodwill.

**18. INVENTORIES**

<b>The Group</b>	<b>31.12.2012</b>	<b>31.12.2011</b>	<b>1.1.2011</b>
	<b>RM</b>	<b>RM</b>	<b>RM</b>
At cost:			
Finished and trading goods	71,702,320	49,033,936	42,725,046
Raw materials	20,039,992	26,495,378	20,736,551
Packing materials	1,637,122	1,667,991	2,320,767
Parts and consumables	673,927	610,579	581,207
Work-in-progress	8,445	80,949	268,973
	94,061,806	77,888,833	66,632,544
Less: Allowance for slow moving inventories	(175,274)	(233,148)	-
Net	93,886,532	77,655,685	66,632,544

The cost of inventories recognised as an expense during the year was RM329,500,604 (2011: RM333,651,074).

Notes to the Financial Statements (cont'd)

**18. INVENTORIES** (cont'd)

Included in cost of inventories recognised as an (expense)/income are the following:

<b>The Group</b>	<b>2012 RM</b>	<b>2011 RM</b>
Finished and trading goods written off	-	(605,538)
Packing materials written off	(97,250)	(481,090)
Allowance for slow moving inventories - finished and trading goods	-	(255,436)
Raw materials written off	(181,148)	(93,207)
Allowance for slow moving inventories no longer required - finished and trading goods	43,820	-
	<hr/>	<hr/>

Movement in the allowance for slow moving inventories is as follows:

<b>The Group</b>	<b>2012 RM</b>	<b>2011 RM</b>
Balance at January 1	233,148	-
Additional allowance recognised during the year	-	255,436
Net foreign currency exchange differences	(14,054)	(22,288)
Allowance no longer required	(43,820)	-
	<hr/>	<hr/>
Balance at December 31	175,274	233,148

**19. TRADE AND OTHER RECEIVABLES**

<b>The Group</b>	<b>31.12.2012 RM</b>	<b>31.12.2011 RM</b>	<b>1.1.2011 RM</b>
Trade receivables	36,916,419	39,682,200	33,864,075
Less: Allowance for doubtful debts	(159,679)	(260,563)	(171,192)
	<hr/>	<hr/>	<hr/>
Other receivables	36,756,740	39,421,637	33,692,883
	18,087,764	16,560,253	14,752,800
	<hr/>	<hr/>	<hr/>
	54,844,504	55,981,890	48,445,683

The currency profile of trade and other receivables is as follows:

<b>The Group</b>	<b>31.12.2012 RM</b>	<b>31.12.2011 RM</b>	<b>1.1.2011 RM</b>
USD	26,844,914	28,422,296	25,042,158
RMB	16,452,652	11,837,493	13,202,022
Euro	10,113,774	9,748,971	8,980,114
RM	1,571,599	6,169,286	1,288,269
HKD	21,244	21,960	21,334
GBP	-	42,447	82,978
	<hr/>	<hr/>	<hr/>
	55,004,183	56,242,453	48,616,875

Notes to the Financial Statements (cont'd)

**19. TRADE AND OTHER RECEIVABLES** (cont'd)

Trade receivables comprise amounts receivable for the sale of goods. The credit period granted on sale of goods ranged from 15 to 150 days (31.12.2011: 30 to 180 days, 1.1.2011: 30 to 180 days). No interest is charged on overdue outstanding balances of trade receivables. An allowance has been made for estimated irrecoverable amounts of trade receivables of RM159,679 (31.12.2011: RM260,563, 1.1.2011: RM171,192) based on the past default experience of the Group.

Other receivables of the Group comprise mainly advance payments of RM8,534,492 (31.12.2011: RM7,995,509, 1.1.2011: RM5,742,797) to Chinese Government for acquisition of land use rights in People's Republic of China of which the land title has not been issued at date of report and advance payments of RM1,783,973 (31.12.2011: RM2,381,591, 1.1.2011: RM3,913,811) to suppliers for purchase of raw materials and property, plant and equipment.

Movement in the allowance for doubtful debts is as follows:

<b>The Group</b>	<b>2012 RM</b>	<b>2011 RM</b>
Balance at January 1	260,563	171,192
Increase in allowance recognised in statements of comprehensive income	-	96,026
Amounts recovered during the year	(80,356)	(3,486)
Amounts written off	(15,667)	-
Net foreign currency exchange differences	(4,861)	(3,169)
Balance at December 31	<u>159,679</u>	<u>260,563</u>

Ageing of impaired trade receivables:

<b>The Group</b>	<b>31.12.2012 RM</b>	<b>31.12.2011 RM</b>	<b>1.1.2011 RM</b>
More than 150 days	<u>159,679</u>	<u>260,563</u>	<u>171,192</u>

Included in trade receivables of the Group are receivables with total carrying amount of RM1,932,926 (31.12.2011: RM2,988,033, 1.1.2011: RM3,042,992) which are past due at the end of the reporting date for which the Group has not recognised an allowance for doubtful debts as there has not been a significant change in credit quality and the amounts are still considered recoverable. The Group does not hold any collateral over these balances nor does it has a legal right to offset against any amounts owed by the Group to the counterparty.

The Group seeks to maintain strict control over its outstanding trade receivables and has a credit period policy to minimise credit risk. Overdue balances are reviewed by management at least twice per month.

Notes to the Financial Statements (cont'd)

**19. TRADE AND OTHER RECEIVABLES** (cont'd)

Ageing of trade receivables which are past due but not impaired at the end of the reporting date are as follows:

<b>The Group</b>	<b>31.12.2012 RM</b>	<b>31.12.2011 RM</b>	<b>1.1.2011 RM</b>
Number of days past due:			
1 - 30 days	41,723	1,000,276	68,506
31 - 60 days	252,947	1,039,353	1,101,882
61 - 90 days	507,553	269,033	619,770
91 - 120 days	508,511	368,772	671,945
More than 120 days	622,192	310,599	580,889
	<u>1,932,926</u>	<u>2,988,033</u>	<u>3,042,992</u>

**20. RELATED PARTY TRANSACTIONS**

The amount owing by/(to) subsidiary companies arose mainly from advances and expenses paid on behalf which are unsecured and interest-free except for certain advances granted to certain subsidiary companies which bear interest rates which range from 5.34% to 7.70% (2011: 5.34% to 7.70%) per annum.

Amount owing by subsidiary companies are denominated in Ringgit Malaysia.

The currency profile of amount owing to subsidiary companies is as follows:

<b>The Company</b>	<b>31.12.2012 RM</b>	<b>31.12.2011 RM</b>	<b>1.1.2011 RM</b>
HKD	136,208	5,931,698	5,271,728
RM	-	-	4,083,510
	<u>136,208</u>	<u>5,931,698</u>	<u>9,355,238</u>

The amounts owing by/(to) subsidiary companies are repayable upon demand and will be settled in cash. The amount owing by subsidiary companies treated as net investment in foreign operations is disclosed in Note 16. No guarantees have been given or received. No expense has been recognised in the year for bad or doubtful debts in respect of the amounts owing by related parties.

Notes to the Financial Statements (cont'd)

**20. RELATED PARTY TRANSACTIONS** (cont'd)

During the financial year, significant related party transactions are as follows:

	The Group		The Company	
	2012 RM	2011 RM	2012 RM	2011 RM
<b>Subsidiary companies</b>				
Rubberex (M) Sdn. Berhad				
Dividend income	-	-	5,750,000	-
Net advances granted	-	-	(4,346,241)	(11,706,019)
Assignment of debts	-	-	-	2,616,646
Interest on advances received/receivable	-	-	-	373,974
Biogreen Medical Sdn. Bhd.				
Assignment of debts	-	-	5,111,058	-
Interest on advances received/receivable	-	-	104,090	222,005
Pioneer Vantage Limited				
Assignment of debts	-	-	10,544,250	-
Interest on advances received/receivable	-	-	2,093,691	3,048,778
Net advances granted	-	-	(4,852,056)	(20,498)
Lifestyle Investment (Hong Kong) Limited				
Advances granted	-	-	(20,432)	(3,219,775)
Rubberex (Hong Kong) Limited				
Dividend income	-	-	6,285,676	-
Advances received	-	-	4,828,537	3,203,932
Assignment of debts	-	-	(10,544,250)	(2,616,646)
Diamond Grip (M) Sdn. Bhd.				
Advances received	-	-	22,600,000	23,600,000
Interest on advances received/receivable	-	-	8,328	-
Assignment of debts	-	-	(5,111,058)	-
Dividend income	-	-	-	6,000,000

Notes to the Financial Statements (cont'd)

**21. OTHER FINANCIAL (LIABILITIES)/ASSETS**

<b>The Group</b>	<b>31.12.2012 RM</b>	<b>31.12.2011 RM</b>	<b>1.1.2011 RM</b>
Derivative (liabilities)/assets - foreign currency forward contracts	(245,597)	881,350	278,156

The Group enters into foreign currency forward contracts in the normal course of business to manage its exposure against foreign currency fluctuation on foreign receipts and payments.

**22. OTHER ASSETS**

<b>The Group</b>	<b>31.12.2012 RM</b>	<b>31.12.2011 RM</b>	<b>1.1.2011 RM</b>
Refundable deposits	175,546	274,858	175,467
Prepaid expenses	238,427	172,849	353,384
	<u>413,973</u>	<u>447,707</u>	<u>528,851</u>
<b>The Company</b>			
Refundable deposits	<u>1,000</u>	<u>1,000</u>	<u>1,000</u>

**23. FIXED DEPOSITS, CASH AND BANK BALANCES**

<b>The Group</b>	<b>31.12.2012 RM</b>	<b>31.12.2011 RM</b>	<b>1.1.2011 RM</b>
Fixed deposits with a licensed bank	-	826,000	6,280,000
MTN Debt Service Reserve Account	-	188,521	526,557
MTN Disbursement Account	-	693	26,381
Cash and other bank balances	23,961,654	34,457,513	33,790,537
	<u>23,961,654</u>	<u>35,472,727</u>	<u>40,623,475</u>
<b>The Company</b>			
Fixed deposits with a licensed bank	-	326,000	2,280,000
MTN Debt Service Reserve Account	-	188,521	526,557
MTN Disbursement Account	-	693	26,381
Cash and other bank balances	614,390	948,501	939,933
	<u>614,390</u>	<u>1,463,715</u>	<u>3,772,871</u>

Notes to the Financial Statements (cont'd)

**23. FIXED DEPOSITS, CASH AND BANK BALANCES** (cont'd)

MTN Debt Service Reserve Account and MTN Disbursement Account which were previously charged to Malaysian Trustees Berhad were closed and discharged during the year.

The effective interest rates for fixed deposits ranged from 2.65% to 3.20% (2011: 2.65% to 3.20%) per annum. The fixed deposits have average maturity period of one to six months (2011: one to six months).

Fixed deposits of the Group and of the Company amounting to RM326,000 in 2011 were pledged to a licensed bank as security for the MTN Programme.

The currency profile of fixed deposits, cash and bank balances is as follows:

	31.12.2012 RM	31.12.2011 RM	1.1.2011 RM
<b>The Group</b>			
USD	12,254,876	23,404,497	16,064,350
RMB	5,634,737	5,914,565	2,710,188
RM	3,020,644	3,981,664	11,819,641
Euro	2,669,158	1,749,832	6,206,999
HKD	205,444	247,476	3,794,855
GBP	176,795	174,693	27,442
	23,961,654	35,472,727	40,623,475

Cash and bank balances of the Company are denominated in Ringgit Malaysia.

**24. SHARE CAPITAL AND TREASURY SHARES**

**(a) Share Capital**

	Par value RM	← The Group and The Company →			
		2012 Number of ordinary shares	2011 Number of ordinary shares	2012 RM	2011 RM
<b>Authorised:</b>					
As of January 1 and December 31	0.50	400,000,000	400,000,000	200,000,000	200,000,000
<b>Issued and fully paid:</b>					
As of January 1	0.50	202,507,552	202,155,788	101,253,776	101,077,894
Issued during the year:					
Conversion ICULS	0.50	26,760,895	351,764	13,380,447	175,882
Exercise of Warrants	0.50	10,370	-	5,185	-
As of December 31	0.50	229,278,817	202,507,552	114,639,408	101,253,776



Notes to the Financial Statements (cont'd)

**24. SHARE CAPITAL AND TREASURY SHARES** (cont'd)

**(a) Share Capital** (cont'd)

During the financial year, the Company increased its issued and fully paid-up ordinary share capital from RM101,253,776 to RM114,639,408 by way of:

- (a) an issue of 26,760,895 new ordinary shares of RM0.50 each arising from the conversion of RM22,747,060 nominal value of 4%, 5-year Irredeemable Convertible Unsecured Loan Stocks at the conversion price of RM0.85 per ordinary share; and
- (b) an issue of 10,370 new ordinary shares of RM0.50 each at an exercise price of RM0.85 per share arising from the exercise of Warrants.

The resulting premium arising from the shares issued in (a) of RM5,190,391 and in (b) of RM3,630 has been credited to the share premium account.

The new ordinary shares issued rank pari passu with the then existing ordinary shares of the Company.

**(b) Treasury Shares**

	← The Group and The Company →			
	2012 Number of shares	2011 Number of shares	2012 RM	2011 RM
As of January 1	1,065,800	90,000	766,393	85,067
Repurchased during the year	874,100	975,800	622,946	681,326
As of December 31	<u>1,939,900</u>	<u>1,065,800</u>	<u>1,389,339</u>	<u>766,393</u>

The shareholders of the Company, by an ordinary resolution passed at the Annual General Meeting ("AGM") held on May 29, 2012, renewed the approval for the Company to repurchase its own shares. The directors of the Company are committed to enhancing the value of the Company to its shareholders and believe that the repurchase plan can be applied in the best interests of the Group and of the Company.

During the year, the Company repurchased 874,100 (2011: 975,800) ordinary shares from the open market of Bursa Malaysia Securities Berhad. The total amount paid for acquisition of shares was RM622,946 (2011: RM681,326) and has been deducted from equity. The average price paid for the shares repurchased was RM0.71 (2011: RM0.70) per share. The repurchase transactions were financed by internally generated funds. The shares repurchased are being held as Treasury Shares in accordance with the requirements of Section 67A of the Companies Act, 1965.

As of December 31, 2012, there are 1,939,900 treasury shares held by the Company. The number of ordinary shares of RM0.50 each in issue and fully paid after excluding the Treasury Shares was 227,338,917.

The mandate given by the shareholders will expire at the forthcoming AGM and an ordinary resolution will be tabled at the AGM for shareholders to grant a fresh mandate for another year.

Notes to the Financial Statements (cont'd)

25. RESERVES

	31.12.2012 RM	31.12.2011 RM	1.1.2011 RM
<b>The Group</b>			
Non-distributable reserves:			
Share premium	29,334,830	24,140,809	24,063,448
Translation reserve:			
Exchange differences arising on translation of financial statements of foreign subsidiary companies	14,203,581	14,961,177	7,695,346
Exchange differences arising from the translation of net investment in foreign entities	(15,057,480)	(11,011,802)	(14,592,478)
Capital reserve	(7,527,752)	(8,435,095)	(10,417,400)
Distributable reserve:			
Retained earnings	46,040,021	28,740,415	23,622,442
	<u>66,993,200</u>	<u>48,395,504</u>	<u>30,371,358</u>
<b>The Company</b>			
Non-distributable reserve:			
Share premium	29,334,830	24,140,809	24,063,448
Distributable reserve:			
Retained earnings/(Accumulated losses)	37,782	(401,805)	(3,298,763)
	<u>29,372,612</u>	<u>23,739,004</u>	<u>20,764,685</u>

**Share premium**

Share premium arose from the following:

	<b>The Group and The Company</b>	
	2012 RM	2011 RM
Exercise of share options in 2004	484,120	484,120
Exercise of Warrants and share options in 2005	9,605,843	9,605,843
Exercise of share options in 2006	601,883	601,883
Exercise of share options in 2007	96,040	96,040
Conversion of ICULS in 2008	2,538,078	2,538,078
Resale of treasury shares in 2009	1,316,464	1,316,464
Conversion of ICULS in 2009	6,109,673	6,109,673
Exercise of share options in 2009	1,950,854	1,950,854
Exercise of Warrants in 2009	69	69
Conversion of ICULS in 2010	1,359,024	1,359,024
Exercise of Warrants in 2010	1,400	1,400
Conversion of ICULS in 2011	77,361	77,361
Exercise of Warrants in 2012	3,630	-
Conversion of ICULS in 2012	5,190,391	-
	<u>29,334,830</u>	<u>24,140,809</u>

Notes to the Financial Statements (cont'd)

25. RESERVES (cont'd)

*Translation reserve*

Translation reserve represents the exchange differences arising on translation of financial statements of foreign subsidiary companies and arising on translation of monetary items receivable from a foreign operation for which settlement is neither planned nor likely to occur (therefore, forming part of the net investment in the foreign operation) that are taken up in other comprehensive income and accumulated in equity. Such exchange differences are recognised as income or expense in the statements of comprehensive income, in the period in which the foreign subsidiary companies are disposed of.

*Capital reserve*

Capital reserve represents the excess of the purchase consideration for the acquisition of shares in the subsidiary companies from non-controlling interests over the share of the identifiable net assets of the subsidiary companies at the date of acquisition. The acquisition constitutes a capital transaction with owners, and the excess of purchase consideration over share of net assets is therefore recorded as a capital reserve.

Subsequent changes in the ownership interests in the subsidiary companies that do not result in a loss of control are also adjusted in capital reserve. Any differences between the amount by which the non-controlling interest is adjusted and the fair value of the consideration paid or received shall be recognised directly in capital reserve and attributed to the owners of the Company (controlling entity).

26. DIVIDEND

	← The Group and The Company →			
	2012 RM	2011 RM	Net dividend per share	
			2012 sen	2011 sen
First interim dividend paid - 2.5 sen per share, tax-exempt (2011: 2.5 sen per share, less tax)	5,044,089	3,788,742	2.50	1.88

An interim dividend of 2.5 sen per share, tax-exempt, amounting to RM5,044,089, computed based on the outstanding issued and paid-up capital of 201,763,565 ordinary shares of RM0.50 each, excluding treasury shares of 1,065,800 held by the Company, was declared and paid in respect of the current financial year.

Notes to the Financial Statements (cont'd)

**27. IRREDEEMABLE CONVERTIBLE UNSECURED LOAN STOCKS ("ICULS")**

<b>The Group and The Company</b>	<b>2012 RM</b>	<b>2011 RM</b>
At January 1	19,102,721	20,187,916
Coupon interest paid	(556,757)	(921,842)
Interest expense (Note 11)	24,874	87,747
Converted during the year	(18,570,838)	(251,100)
At December 31	-	19,102,721
Analysed into equity component	-	18,570,838
Analysed into liability component (Note 29)	-	531,883

During the financial year, RM444,643 (2011: RM299,000) nominal value of ICULS were converted into 523,101 (2011: 351,764) ordinary shares of RM0.50 each at the conversion price of RM0.85 per ordinary share.

The remaining unconverted RM22,302,417 nominal value of ICULS at maturity date were automatically converted into 26,237,794 ordinary shares of RM0.50 each at the conversion price of RM0.85 per ordinary share.

Some of the salient features of the ICULS and Warrants are as follows:

- The ICULS carry interest at the rate of 4% per annum and is payable semi-annually on the 30th day of June and 31st day of December each year commencing from August 15, 2007 to maturity date on August 14, 2012;
- ICULS holders may convert such amount of the ICULS held into fully paid shares of the Company by tendering RM0.85 nominal value of the ICULS which will entitle the ICULS holders to one (1) fully paid ordinary share of RM0.50 each in the Company;
- The conversion price of RM0.85 shall be satisfied solely by the tender of an equivalent amount of ICULS by the ICULS holder for cancellation by the Company and shall not be satisfied wholly or in part by cash;
- Shares allotted and issued upon conversion of the ICULS shall rank pari passu in all respects with the then existing ordinary shares of the Company in issue except that they shall not be entitled to any dividends, rights, allotment or other distributions the entitlement date for which is before the date of conversion of the ICULS;
- All ICULS remaining unconverted at maturity date will be automatically converted into shares at the conversion price of RM0.85 per ordinary share. A notice of maturity shall be sent to each ICULS holder at least 30 days prior to maturity and the same shall be advertised in at least one local daily newspaper circulating in Malaysia;

Notes to the Financial Statements (cont'd)

**27. IRREDEEMABLE CONVERTIBLE UNSECURED LOAN STOCKS ("ICULS")** (cont'd)

- (f) Warrant holders are entitled to subscribe for new shares in the Company at any time or from time to time before the maturity date at the exercise price of RM0.85 per share;
- (g) Shares to be issued to Warrant holders upon the subscription of new shares will, upon issue and allotment, be credited as fully paid-up and rank pari passu in all respects with the then existing issued shares of the Company except that they shall not be entitled to any dividends, rights, allotment or other distributions the entitlement date for which is before the subscription date;
- (h) Where a Warrant holder exercises its right to subscribe for new shares, the new shares arising from such exercise shall be credited into the Securities Account of the Warrant holder and no share certificates will be issued to the Warrant holder; and
- (i) The Warrants may be exercised at any time or before August 14, 2012. Any Warrants which have not been exercised at maturity date will lapse and cease to be valid for any purpose. A notice of maturity shall be sent to each Warrant holder at least 30 days prior to maturity and the same shall be advertised in at least one local daily newspaper circulating in Malaysia.

On issuance of the ICULS which contain both liability and equity element, the fair value of the liability portion is determined using a market interest rate for an equivalent financial instrument and the Company is using 6.39% per annum as the discounting factor.

**Warrants**

The remaining 52,969,050 unexercised Warrants lapsed and ceased to be valid on August 2012.

**28. MEDIUM TERM NOTES**

The Company subscribed to a 7-year Medium Term Notes Programme ("MTN Programme") in 2006 to part finance the capital expenditure of its subsidiary companies in People's Republic of China and in Malaysia. The Company fully repaid the remaining RM8,000,000 Medium Term Notes which matured during the financial year.

Notes to the Financial Statements (cont'd)

**29. BORROWINGS**

<b>The Group</b>	<b>31.12.2012 RM</b>	<b>31.12.2011 RM</b>	<b>1.1.2011 RM</b>
Secured:			
Term loans	2,208,150	6,278,688	5,361,160
Revolving credit	18,898,044	24,414,417	21,052,532
Bills payable	3,700,875	4,238,007	6,958,380
Unsecured:			
Term loans	32,800,000	32,500,000	-
Medium term notes (Note 28)	-	8,000,000	43,000,000
Revolving credit	24,000,000	30,000,000	30,000,000
Bills payable	10,086,288	11,520,000	11,457,000
ICULS (liability component) (Note 27)	-	531,883	1,372,972
Bank overdrafts	2,766,562	831,969	2,984,242
	<u>94,459,919</u>	<u>118,314,964</u>	<u>122,186,286</u>
Less: Amount due within 12 months (shown under current liabilities)	<u>(69,323,869)</u>	<u>(89,551,014)</u>	<u>(111,088,250)</u>
Non-current portion	<u>25,136,050</u>	<u>28,763,950</u>	<u>11,098,036</u>

**The Company**

Unsecured:			
Term loans	32,800,000	32,500,000	-
Medium term notes (Note 28)	-	8,000,000	43,000,000
Revolving credit	24,000,000	30,000,000	30,000,000
ICULS (liability component) (Note 27)	-	531,883	1,372,972
	<u>56,800,000</u>	<u>71,031,883</u>	<u>74,372,972</u>
Less: Amount due within 12 months (shown under current liabilities)	<u>(32,400,000)</u>	<u>(44,531,883)</u>	<u>(65,834,096)</u>
Non-current portion	<u>24,400,000</u>	<u>26,500,000</u>	<u>8,538,876</u>

The non-current portion is repayable as follows:

<b>The Group</b>	<b>31.12.2012 RM</b>	<b>31.12.2011 RM</b>	<b>1.1.2011 RM</b>
More than 1 year but not later than 2 years	9,136,050	8,509,300	11,098,036
More than 2 years but not later than 5 years	16,000,000	19,254,650	-
More than 5 years	-	1,000,000	-
	<u>25,136,050</u>	<u>28,763,950</u>	<u>11,098,036</u>

**The Company**

More than 1 year but not later than 2 years	8,400,000	7,000,000	8,538,876
More than 2 years but not later than 5 years	16,000,000	18,500,000	-
More than 5 years	-	1,000,000	-
	<u>24,400,000</u>	<u>26,500,000</u>	<u>8,538,876</u>

Notes to the Financial Statements (cont'd)

29. **BORROWINGS** (cont'd)

Analysis of borrowings by currency is as follows:

<b>The Group</b> <b>31.12.2012</b>	<b>Ringgit</b> <b>Malaysia</b> <b>RM</b>	<b>USD</b> <b>RM</b>	<b>RMB</b> <b>RM</b>	<b>Total</b> <b>RM</b>
Revolving credit	24,000,000	8,869,450	10,028,594	42,898,044
Bills payable	9,189,000	3,408,834	1,189,329	13,787,163
Term loans	32,800,000	-	2,208,150	35,008,150
Bank overdrafts	2,766,562	-	-	2,766,562
	<u>68,755,562</u>	<u>12,278,284</u>	<u>13,426,073</u>	<u>94,459,919</u>
<b>The Group</b> <b>31.12.2011</b>				
Medium term notes	8,000,000	-	-	8,000,000
Revolving credit	30,000,000	10,478,546	13,935,871	54,414,417
Bills payable	11,520,000	-	4,238,007	15,758,007
Term loans	32,500,000	-	6,278,688	38,778,688
ICULS (liability component)	531,883	-	-	531,883
Bank overdrafts	831,969	-	-	831,969
	<u>83,383,852</u>	<u>10,478,546</u>	<u>24,452,566</u>	<u>118,314,964</u>
<b>The Group</b> <b>1.1.2011</b>				
Medium term notes	43,000,000	-	-	43,000,000
Revolving credit	30,000,000	8,116,632	12,935,900	51,052,532
Bills payable	11,457,000	1,579,412	5,378,968	18,415,380
Term loans	-	-	5,361,160	5,361,160
ICULS (liability component)	1,372,972	-	-	1,372,972
Bank overdrafts	2,984,242	-	-	2,984,242
	<u>88,814,214</u>	<u>9,696,044</u>	<u>23,676,028</u>	<u>122,186,286</u>

Borrowings of the Company are denominated in Ringgit Malaysia.

Notes to the Financial Statements (cont'd)

**29. BORROWINGS** (cont'd)

The effective interest rates per annum are as follows:

<b>The Group</b>	<b>2012</b> %	<b>2011</b> %
Medium term notes	7.50 - 7.70	7.50 - 7.70
Revolving credit	5.20 - 7.70	4.30 - 8.90
Bills payable	2.00 - 7.70	3.37 - 5.86
Term loans	5.29 - 7.65	5.34 - 7.65
ICULS	6.39	6.39
Bank overdrafts	7.10 - 7.85	7.10 - 7.85
<b>The Company</b>		
Medium term notes	7.50 - 7.70	7.50 - 7.70
Revolving credit	7.25 - 7.60	7.25 - 7.60
Term loans	5.29 - 5.40	5.34 - 5.36
ICULS	6.39	6.39

The Group has three term loans:

- a three (3) year term loan of RMB7,000,000 (2011: RMB7,000,000) which is repayable by twenty eight (28) monthly instalments commencing August 30, 2011;
- a five (5) year term loan of RM25,000,000 (2011: RM25,000,000) which is repayable by ten (10) equal semi-annual instalments commencing December 26, 2011; and
- a five (5) year term loan of RM17,000,000 (2011: RM18,000,000) which will be repayable by ten (10) equal semi-annual instalments commencing November 1, 2012.

As of December 31, 2012, banking facilities of the Group and of the Company are as follows:

<b>The Group</b>	<b>31.12.2012</b> RM	<b>31.12.2011</b> RM	<b>1.1.2011</b> RM
Secured:			
Term loans	2,208,000	7,546,000	7,005,000
Bills payable and revolving credit	31,110,000	31,897,000	29,608,000
Unsecured:			
Term loans	42,000,000	43,000,000	-
Bank overdrafts, bills payable and other banking facilities	263,190,000	244,116,000	167,208,000



Notes to the Financial Statements (cont'd)

**29. BORROWINGS** (cont'd)

<b>The Company</b>	<b>31.12.2012</b>	<b>31.12.2011</b>	<b>1.1.2011</b>
	<b>RM</b>	<b>RM</b>	<b>RM</b>
Unsecured:			
Term loans	42,000,000	43,000,000	-
Bank overdrafts and other banking facilities	52,000,000	55,000,000	33,000,000

Certain term loans and other banking facilities of the Group are secured by a charge over certain factory buildings and short-term leasehold land of subsidiary companies as disclosed in Note 14 and 15 respectively.

**30. TRADE AND OTHER PAYABLES**

<b>The Group</b>	<b>31.12.2012</b>	<b>31.12.2011</b>	<b>1.1.2011</b>
	<b>RM</b>	<b>RM</b>	<b>RM</b>
Trade payables	21,880,263	19,143,820	14,654,564
Other payables for consumables, utilities, services, maintenance of property, plant and equipment and advances received	8,196,688	7,820,148	10,912,092
Amount payable to vendors for acquisition of additional shares in subsidiary companies (Note 36)	6,292,657	7,200,000	9,600,000
	<u>36,369,608</u>	<u>34,163,968</u>	<u>35,166,656</u>
Less: Amount due within 12 months (shown under current liabilities)	<u>(33,969,608)</u>	<u>(29,363,968)</u>	<u>(27,966,656)</u>
Non-current portion	<u>2,400,000</u>	<u>4,800,000</u>	<u>7,200,000</u>

**The Company**

Other payables for consumables, utilities, services, maintenance of property, plant and equipment and advances received	28,568	34,491	37,342
Amount payable to vendors for acquisition of additional shares in subsidiary companies (Note 36)	6,292,657	7,200,000	9,600,000
	<u>6,321,225</u>	<u>7,234,491</u>	<u>9,637,342</u>
Less: Amount due within 12 months (shown under current liabilities)	<u>(3,921,225)</u>	<u>(2,434,491)</u>	<u>(2,437,342)</u>
Non-current portion	<u>2,400,000</u>	<u>4,800,000</u>	<u>7,200,000</u>

Notes to the Financial Statements (cont'd)

**30. TRADE AND OTHER PAYABLES** (cont'd)

The non-current portion of the amount payable to vendors for the acquisition of the additional shares in subsidiary companies in 2009, is repayable as follows:

<b>The Group and The Company</b>	<b>31.12.2012</b> <b>RM</b>	<b>31.12.2011</b> <b>RM</b>	<b>1.1.2011</b> <b>RM</b>
More than 1 year but not later than 2 years	2,400,000	2,400,000	2,400,000
More than 2 years but not later than 5 years	-	2,400,000	4,800,000
	<u>2,400,000</u>	<u>4,800,000</u>	<u>7,200,000</u>

The currency profile of trade and other payables is as follows:

<b>The Group</b>	<b>31.12.2012</b> <b>RM</b>	<b>31.12.2011</b> <b>RM</b>	<b>1.1.2011</b> <b>RM</b>
RM	17,458,652	15,332,394	17,928,288
RMB	9,348,266	11,483,221	9,478,216
USD	7,414,946	5,397,505	5,797,455
Euro	1,908,943	918,345	847,471
GBP	170,148	-	8,642
HKD	68,653	1,032,503	1,106,584
	<u>36,369,608</u>	<u>34,163,968</u>	<u>35,166,656</u>

Other payables of the Company are denominated in Ringgit Malaysia.

Trade and other payables comprise amounts outstanding for trade purchases and ongoing costs. The credit period granted to the Group for trade purchases ranged from 15 to 75 days (31.12.2011: 30 to 60 days, 1.1.2011: 30 to 60 days). No interest is charged on overdue outstanding balances of trade payables. The Group has financial risk management policies in place to ensure that all payables are paid within the pre-agreed credit terms.

Included in other payables of the Group is an amount of RM320,828 (31.12.2011: RM1,430,588, 1.1.2011: RM3,962,167) representing amount payable for purchase of property, plant and equipment by the subsidiary companies in People's Republic of China.

The amounts owing to other payables are unsecured, interest-free and repayable on demand.

Transactions with related parties are disclosed in Note 20.

Notes to the Financial Statements (cont'd)

**31. OTHER LIABILITIES - ACCRUED EXPENSES**

The currency profile of accrued expenses is as follows:

The Group	31.12.2012 RM	31.12.2011 RM	1.1.2011 RM
RMB	3,988,113	4,849,839	3,264,379
RM	2,623,009	3,673,626	3,438,269
USD	271,060	-	-
HKD	50,680	175,698	199,834
Euro	21,045	116,568	275,010
GBP	-	-	7,754
	<u>6,953,907</u>	<u>8,815,731</u>	<u>7,185,246</u>

Other liabilities of the Company are denominated in Ringgit Malaysia.

**32. FINANCIAL INSTRUMENTS, FINANCIAL RISKS AND CAPITAL RISKS MANAGEMENT**

*Categories of financial instruments*

The Group	31.12.2012 RM	31.12.2011 RM	1.1.2011 RM
<b>Financial assets</b>			
Loans and receivables:			
Trade and other receivables	54,844,504	55,981,890	48,445,683
Fixed deposits, cash and bank balances	23,961,654	35,472,727	40,623,475
Fair value through profit or loss:			
Derivative assets - foreign currency forward contracts	-	881,350	278,156
	<u>-</u>	<u>881,350</u>	<u>278,156</u>
<b>Financial liabilities</b>			
Amortised cost:			
Trade and other payables	36,369,608	34,163,968	35,166,656
Other liabilities - accrued expenses	6,953,907	8,815,731	7,185,246
Borrowings	94,459,919	118,314,964	122,186,286
Fair value through profit or loss:			
Derivative liabilities - foreign currency forward contracts	245,597	-	-
	<u>245,597</u>	<u>-</u>	<u>-</u>
<b>The Company</b>			
<b>Financial assets</b>			
Loans and receivables:			
Amount owing by subsidiary companies	20,569,629	32,960,969	44,959,128
Fixed deposits, cash and bank balances	614,390	1,463,715	3,772,871
	<u>614,390</u>	<u>1,463,715</u>	<u>3,772,871</u>
<b>Financial liabilities</b>			
Amortised cost:			
Trade and other payables	6,321,225	7,234,491	9,637,342
Other liabilities - accrued expenses	176,553	821,634	880,126
Amount owing to subsidiary companies	136,208	5,931,698	9,355,238
Borrowings	56,800,000	71,031,883	74,372,972
	<u>56,800,000</u>	<u>71,031,883</u>	<u>74,372,972</u>

Notes to the Financial Statements (cont'd)

**32. FINANCIAL INSTRUMENTS, FINANCIAL RISKS AND CAPITAL RISKS MANAGEMENT (cont'd)**

**Financial Risk Management Objectives and Policies**

The operations of the Group and of the Company are subject to a variety of financial risks, including market risk, credit risk, liquidity risk and cash flow risk. The principal objective of the Group and of the Company is to minimise its exposure to risks and/or costs associated with the financing, investing and operating activities of the Group and of the Company. Management continually monitors the Group's and the Company's risk management process to ensure that an appropriate balance between risk and control is achieved. Risk management policies and systems are reviewed regularly to reflect changes in the market conditions and the Group's and the Company's activities.

**(a) Market risk**

The Group and the Company are exposed primarily to the risks of changes in foreign currency exchange rates and interest rates.

There has been no change to the Group's and the Company's exposure to market risks or the manner in which these risks are managed and measured.

**(i) Foreign currency risk management**

The Group transacts business in various foreign currencies including USD, Euro, RMB, HKD and GBP and therefore, is exposed to foreign exchange risk. The Group enters into foreign currency forward contracts to manage its exposure against foreign currency fluctuations on foreign receipts and payments.

The carrying amounts of the foreign currency denominated monetary assets and liabilities of the Group at the end of the reporting date are disclosed in Notes 19, 20, 23, 29, 30 and 31.

Foreign currency sensitivity analysis

The Group is mainly exposed to the currency of USD, Euro, RMB and HKD while the Company is mainly exposed to the currency of HKD. The management considers that the impact of other currencies to be minimal.

The following table details the sensitivity of the Group to a 1% increase and decrease in RM against the relevant foreign currencies. The sensitivity rate of 1% is used when reporting foreign currency risk internally to key management and represents management's assessment of the reasonably possible change in foreign exchange rates in the next 12 months.

Notes to the Financial Statements (cont'd)

32. FINANCIAL INSTRUMENTS, FINANCIAL RISKS AND CAPITAL RISKS MANAGEMENT (cont'd)

Financial Risk Management Objectives and Policies (cont'd)

(a) Market risk (cont'd)

(i) Foreign currency risk management (cont'd)

The following sensitivity analysis includes only outstanding foreign currency denominated monetary items. If the foreign currency denominated monetary items at the end of the reporting period were translated into Ringgit Malaysia with a 1% (2011: 1%) increase/decrease in the exchange rates against the following relevant foreign currencies, the effect on the statement of comprehensive income will be lower/ higher by approximately:

The Group	2012		2011	
	Profit or loss RM	Other equity RM	Profit or loss RM	Other equity RM
USD impact	191,355	-	359,507	-
Euro impact	18,992	87,940	20,479	81,711
HKD impact	10	1,064	10	9,398
RMB impact	-	93,017	-	230,336
<b>The Company</b>				
HKD impact	1,362	-	59,317	-

The above impacts are mainly attributable to the exposure of the respective currencies on the financial instruments outstanding at the end of the reporting date in the Group and in the Company. In the opinion of the management, the sensitivity analysis is unrepresentative of the inherent foreign exchange risk as the year end exposure does not reflect the exposure during the year.

(ii) Interest rate risk management

Interest rate risk is the risk that the fair value or future cash flows of the Group's and of the Company's financial instruments will fluctuate because of changes in market interest rates.

The Group and the Company finance their operations by a mixture of internal funds and bank and other borrowings. The Group and the Company regularly review the interest rate profile of borrowings against prevailing and anticipated market rates. The repayment and maturity profiles of borrowings are structured after taking into consideration of the cash inflows expected to be generated from the underlying assets or operations and the economic life of the assets or operations being financed.

The policies of the Group and of the Company are to borrow both on the fixed and floating rate basis. The objective for the mix between fixed and floating rate borrowings is set to reduce the impact of an upward change in interest rates while enabling benefits to be enjoyed if interest rates fall.

The details of the Group's and of the Company's borrowings are as disclosed in Note 29.

Notes to the Financial Statements (cont'd)

**32. FINANCIAL INSTRUMENTS, FINANCIAL RISKS AND CAPITAL RISKS MANAGEMENT (cont'd)**

**Financial Risk Management Objectives and Policies (cont'd)**

**(a) Market risk (cont'd)**

**(ii) Interest rate risk management (cont'd)**

Interest rate sensitivity analysis

For illustration purposes, if the annual effective interest rates increase/decrease by the following basis points for the respective borrowings with all other variable including tax rate being held constant, the profit will be lower/higher by RM174,721 (2011: RM451,478)

	<b>Basis points</b>	
	<b>2012</b>	<b>2011</b>
Bills payable:		
Malaysia	15	25
People's Republic of China	50	68
Bank overdrafts:		
Malaysia	13	30
Revolving credit:		
Malaysia	18	18
People's Republic of China	63	113
Term loans:		
Malaysia	6	30
	<hr/>	<hr/>

The Group and the Company do not consider their exposure to interest rate risk from interest-bearing assets significant due to insignificant fluctuations in the market interest rates of interest-bearing assets. Therefore, interest rate sensitivity analysis on interest-bearing assets is not disclosed.

**(b) Credit risk management**

Credit risk refers to the risk that a counterparty will default on its contractual obligations resulting in financial loss to the Group. The Group has adopted a policy of only dealing with creditworthy counterparties and obtaining sufficient collateral where appropriate, as a means of mitigating the risk of financial loss from defaults. The exposure of the Group to credit risk arises principally from its receivables and other financial assets while the exposure of the Company to credit risk arises from its intercompany balances, financial guarantees given to licensed banks for credit facilities granted to subsidiary companies and other financial assets.

*Receivables*

Trade receivables consist of a large number of customers, spread across diverse industries and geographical areas. Ongoing credit evaluation is performed on the financial condition of accounts receivables and, where appropriate, credit guarantee insurance cover is purchased.

As the Group does not hold any collateral, the maximum exposure to credit risk arising from receivables is represented by the carrying amounts in the statement of financial position.

Notes to the Financial Statements (cont'd)

**32. FINANCIAL INSTRUMENTS, FINANCIAL RISKS AND CAPITAL RISKS MANAGEMENT (cont'd)**

**Financial Risk Management Objectives and Policies (cont'd)**

**(b) Credit risk management (cont'd)**

*Receivables (cont'd)*

A significant portion of trade receivables are regular customers of the Group. The Group uses ageing analysis to monitor the credit quality of the trade receivables. Trade receivables with balances exceeding credit limits are monitored through the holding of new shipment until the old debts plus the new orders are within the credit limit.

For other receivables, management does not foresee any credit risk due to the nature of other receivables which comprise mainly advance payments made to suppliers and advance payments to Chinese Government for acquisition of land use rights in People's Republic of China.

The ageing of trade receivables that are past due and/or impaired is disclosed in Note 19.

*Intercompany Balances*

The Company provided unsecured advances to its subsidiary companies. There is no fixed repayment term imposed on intercompany balances as the credit risk is managed on a Group basis by the management of the Company to ensure that risk of losses incurred by the Company due to non-repayment by subsidiary companies, is minimal.

At the end of the reporting period, the maximum exposure to credit risk is represented by their carrying amounts in the statement of financial position.

At the end of the financial period, there was no indication that the balances due from subsidiary companies are not recoverable.

*Financial Guarantee*

The Company provides unsecured financial guarantees to licensed banks in respect of credit facilities granted to subsidiary companies. The Company monitors on an ongoing basis the trend of repayments made by the subsidiary companies.

The maximum exposure to credit risk amounts to RM27,488,000 (2011: RM19,941,000) representing the outstanding balance of credit facilities of subsidiary companies in which financial guarantees are given as of the end of the reporting date.

At the end of the reporting date, there was no indication that the subsidiary companies would default on repayment.

*Other Financial Assets*

The credit risk on liquid funds and derivative financial instruments are limited because the counterparties are banks with high credit-ratings assigned by international credit-rating agencies.

Notes to the Financial Statements (cont'd)

**32. FINANCIAL INSTRUMENTS, FINANCIAL RISKS AND CAPITAL RISKS MANAGEMENT (cont'd)**

**Financial Risk Management Objectives and Policies (cont'd)**

**(c) Liquidity and cash flow risks management**

Ultimate responsibility for liquidity and cash flow risks management rests with the Board of Directors, which has built an appropriate liquidity and cash flow risks management framework for the management of the short, medium and long-term funding and liquidity management requirements of the Group and of the Company. The Group and the Company manage liquidity and cash flow risks by maintaining adequate reserves and banking facilities by continuously monitoring forecast and actual cash flows and matching the maturity profiles of financial assets and financial liabilities.

The Group and the Company expect that the cash generated from its operations, its existing credit facilities and the trade terms provided by its suppliers will be sufficient to meet the Group's and the Company's currently anticipated capital expenditure and working capital needs for at least the next 12 months. The Group and the Company may consider opportunities to obtain additional funds to support its working capital requirements and capital expenditures, or may seek to raise additional funds through equity financing.

The Group has credit facilities of approximately RM91,906,000 (2011: RM89,008,000) which are unused at the end of the reporting date.

The maturity profile of the Group's and of the Company's financial assets and liabilities at the reporting date based on contractual undiscounted repayment obligations are as follows:

<b>The Group 31.12.2012</b>	<b>On demand or within one year RM</b>	<b>One year to five years RM</b>	<b>Over five years RM</b>	<b>Total RM</b>
Non-derivative financial assets:				
Loans and receivables	54,844,504	-	-	54,844,504
Fixed deposits, cash and bank balances	23,961,654	-	-	23,961,654
<b>Total undiscounted financial assets</b>	<b>78,806,158</b>	<b>-</b>	<b>-</b>	<b>78,806,158</b>
Non-derivative financial liabilities:				
Financial liabilities at amortised cost	112,059,602	29,866,239	-	141,925,841
Derivative financial liabilities:				
Foreign currency forward contracts	245,597	-	-	245,597
<b>Total undiscounted financial liabilities</b>	<b>112,305,199</b>	<b>29,866,239</b>	<b>-</b>	<b>142,171,438</b>
<b>Total net undiscounted financial liabilities</b>	<b>(33,499,041)</b>	<b>(29,866,239)</b>	<b>-</b>	<b>(63,365,280)</b>



Notes to the Financial Statements (cont'd)

32. FINANCIAL INSTRUMENTS, FINANCIAL RISKS AND CAPITAL RISKS MANAGEMENT (cont'd)

Financial Risk Management Objectives and Policies (cont'd)

(c) *Liquidity and cash flow risks management* (cont'd)

The Group 31.12.2011	On demand or within one year RM	One year to five years RM	Over five years RM	Total RM
Non-derivative financial assets:				
Loans and receivables	55,981,890	-	-	55,981,890
Fixed deposits, cash and bank balances	35,472,727	-	-	35,472,727
Derivative financial assets:				
Foreign currency forward contracts	881,350	-	-	881,350
Total undiscounted financial assets	92,335,967	-	-	92,335,967
Non-derivative financial liabilities:				
Financial liabilities at amortised cost	129,319,361	35,838,597	1,026,700	166,184,658
Derivative financial liabilities:				
Compound instrument - ICULS (liability component)	531,883	-	-	531,883
Total undiscounted financial liabilities	129,851,244	35,838,597	1,026,700	166,716,541
Total net undiscounted financial liabilities	(37,515,277)	(35,838,597)	(1,026,700)	(74,380,574)

Notes to the Financial Statements (cont'd)

32. FINANCIAL INSTRUMENTS, FINANCIAL RISKS AND CAPITAL RISKS MANAGEMENT (cont'd)

Financial Risk Management Objectives and Policies (cont'd)

(c) *Liquidity and cash flow risks management* (cont'd)

The Group 1.1.2011	On demand or within one year RM	One year to five years RM	Over five years RM	Total RM
Non-derivative financial assets:				
Loans and receivables	48,445,683	-	-	48,445,683
Fixed deposits, cash and bank balances	40,623,475	-	-	40,623,475
Derivative financial assets:				
Foreign currency forward contracts	278,156	-	-	278,156
Total undiscounted financial assets	89,347,314	-	-	89,347,314
Non-derivative financial liabilities:				
Financial liabilities at amortised cost	144,867,180	18,298,036	-	163,165,216
Derivative financial liabilities:				
Compound instrument - ICULS (liability component)	1,372,972	-	-	1,372,972
Total undiscounted financial liabilities	146,240,152	18,298,036	-	164,538,188
Total net undiscounted financial liabilities	(56,892,838)	(18,298,036)	-	(75,190,874)

Notes to the Financial Statements (cont'd)

32. FINANCIAL INSTRUMENTS, FINANCIAL RISKS AND CAPITAL RISKS MANAGEMENT (cont'd)

Financial Risk Management Objectives and Policies (cont'd)

(c) *Liquidity and cash flow risks management* (cont'd)

The Company 31.12.2012	On demand or within one year RM	One year to five years RM	Over five years RM	Total RM
Non-derivative financial assets:				
Loans and receivables	20,569,629	-	-	20,569,629
Fixed deposits, cash and bank balances	614,390	-	-	614,390
Total undiscounted financial assets	21,184,019	-	-	21,184,019
Non-derivative financial liabilities:				
Other financial liabilities at amortised cost	38,277,336	29,073,900	-	67,351,236
Total undiscounted financial liabilities	38,277,336	29,073,900	-	67,351,236
Total net undiscounted financial liabilities	(17,093,317)	(29,073,900)	-	(46,167,217)
<b>The Company 31.12.2011</b>				
Non-derivative financial assets:				
Loans and receivables	32,960,969	-	-	32,960,969
Fixed deposits, cash and bank balances	1,463,715	-	-	1,463,715
Total undiscounted financial assets	34,424,684	-	-	34,424,684
Non-derivative financial liabilities:				
Financial liabilities at amortised cost	54,856,573	33,343,800	1,026,700	89,227,073
Derivative financial liabilities: Compound instrument - ICULS (liability component)	531,883	-	-	531,883
Total undiscounted financial liabilities	55,388,456	33,343,800	1,026,700	89,758,956
Total net undiscounted financial liabilities	(20,963,772)	(33,343,800)	(1,026,700)	(55,334,272)

Notes to the Financial Statements (cont'd)

32. FINANCIAL INSTRUMENTS, FINANCIAL RISKS AND CAPITAL RISKS MANAGEMENT (cont'd)

Financial Risk Management Objectives and Policies (cont'd)

(c) *Liquidity and cash flow risks management* (cont'd)

The Company 1.1.2011	On demand or within one year RM	One year to five years RM	Over five years RM	Total RM
Non-derivative financial assets:				
Loans and receivables	44,959,128	-	-	44,959,128
Fixed deposits, cash and bank balances	3,772,871	-	-	3,772,871
Total undiscounted financial assets	48,731,999	-	-	48,731,999
Non-derivative financial liabilities:				
Financial liabilities at amortised cost	77,133,830	15,738,876	-	92,872,706
Derivative financial liabilities:				
Compound instrument - ICULS (liability component)	1,372,972	-	-	1,372,972
Total undiscounted financial liabilities	78,506,802	15,738,876	-	94,245,678
Total net undiscounted financial liabilities	(29,774,803)	(15,738,876)	-	(45,513,679)

(d) *Capital risk management*

The Group and the Company manage their capital to ensure the Group and the Company will be able to continue as a going concern while maximising the return to stakeholders through the optimisation of the debt and equity balance. The Group's and the Company's overall strategy remains unchanged from 2011.

The capital structures of the Group and of the Company consist of net debts and equity. The Group and the Company are not subject to any externally imposed capital requirements.

The Group is complied with the disclosure and necessary capital requirements as prescribed in the Main Market Listing Requirements of Bursa Malaysia Securities Berhad.

Notes to the Financial Statements (cont'd)

32. FINANCIAL INSTRUMENTS, FINANCIAL RISKS AND CAPITAL RISKS MANAGEMENT (cont'd)

Financial Risk Management Objectives and Policies (cont'd)

(d) Capital risk management (cont'd)

**Gearing ratio**

The gearing ratio at the reporting date is as follows:

	31.12.2012 RM	The Group 31.12.2011 RM	1.1.2011 RM	31.12.2012 RM	The Company 31.12.2011 RM	1.1.2011 RM
Debt (i)	94,459,919	118,314,964	122,186,286	56,800,000	71,031,883	74,372,972
Fixed deposits, cash and bank balances	(23,961,654)	(35,472,727)	(40,623,475)	(614,390)	(1,463,715)	(3,772,871)
Net debt	70,498,265	82,842,237	81,562,811	56,185,610	69,568,168	70,600,101
Equity (ii)	180,243,269	167,453,725	150,179,129	142,622,681	142,797,225	140,572,456
Net debt to equity ratio	0.39	0.49	0.54	0.39	0.49	0.50

(i) Debt is defined as borrowings.

(ii) Equity includes all capital and reserves of the Group and of the Company that are managed as capital.

**Fair values of financial instruments**

Foreign exchange forward contracts

The notional amounts and estimated fair values of the Company's foreign currency forward contracts outstanding at the end of the reporting period are as follows:

	Sell USD	Outstanding contracts Sell Euro	Buy USD	Total
<b>31.12.2012</b>				
Foreign currency Notional value (RM)	14,686,357	5,095,466	(100,000)	
Fair value (RM)	44,230,399	13,422,691	(306,043)	
	55,739	(301,609)	273	(245,597)
<b>31.12.2011</b>				
Foreign currency Notional value (RM)	7,291,362	3,864,094	(577,998)	
Fair value (RM)	23,159,045	15,864,889	(1,832,750)	
	(98,119)	983,537	(4,068)	881,350
<b>1.1.2011</b>				
Foreign currency Notional value (RM)	6,650,000	2,900,000	-	
Fair value (RM)	20,754,000	11,939,600	-	
	183,284	94,872	-	278,156

The fair values are calculated by reference to the current rates for contracts with similar maturity profiles.

Notes to the Financial Statements (cont'd)

**32. FINANCIAL INSTRUMENTS, FINANCIAL RISKS AND CAPITAL RISKS MANAGEMENT (cont'd)**

**Fair values of financial instruments (cont'd)**

*Financial instruments carried at amortised cost*

The carrying amounts of short-term financial assets and financial liabilities approximate their respective fair values due to the relatively short-term maturity of these financial instruments.

The fair value of term loans are estimated using discounted cash flow analysis based on the current borrowing rates for similar types of term loan arrangements. There is no material difference between the carrying amounts and the estimated fair values of term loans.

*Fair value hierarchy*

The table below analyses financial instruments carried at fair value, by valuation method. The different levels have been defined as follows:

- Level 1: Quoted prices (unadjusted) in active markets for identical assets or liabilities.
- Level 2: Inputs other than quoted prices included within Level 1 that are observable for the asset or liability, either directly (i.e. as prices) or indirectly (i.e. derived from prices).
- Level 3: Inputs for the asset or liability that are not based on observable market data (unobservable inputs).

The Group	Level 1 RM	Level 2 RM	Level 3 RM	Total RM
<b>2012</b>				
Financial derivatives – foreign currency	-	(245,597)	-	(245,597)
<b>2011</b>				
Financial derivatives – foreign currency	-	881,350	-	881,350

There were no transfers between Levels 1 and 2 in 2012.

**33. STATEMENTS OF CASH FLOWS**

(a) Purchase of property, plant and equipment

Property, plant and equipment were acquired by the following means:

	The Group	
	2012 RM	2011 RM
Cash purchase	6,964,712	6,049,085
Balance outstanding - included in other payables	319,978	402,847
	<u>7,284,690</u>	<u>6,451,932</u>

Notes to the Financial Statements (cont'd)

**33. STATEMENTS OF CASH FLOWS** (cont'd)

(b) Cash and cash equivalents

For the purposes of the statement of cash flows, cash and cash equivalents include fixed deposits, cash on hand and in banks and net of outstanding bank overdrafts. Cash and cash equivalents at the end of the reporting date as shown in the statement of cash flows can be reconciled to the related items in the statements of financial position as follows:

	The Group		The Company	
	2012 RM	2011 RM	2012 RM	2011 RM
Fixed deposits	-	826,000	-	326,000
MTN Debt Service Reserve Account	-	188,521	-	188,521
MTN Disbursement Account	-	693	-	693
Cash and other bank balances	23,961,654	34,457,513	614,390	948,501
Bank overdrafts	(2,766,562)	(831,969)	-	-
	<u>21,195,092</u>	<u>34,640,758</u>	<u>614,390</u>	<u>1,463,715</u>
Less:				
Fixed deposits pledged to bank	-	(326,000)	-	(326,000)
MTN Debt Service Reserve Account charged to Malaysian Trustees Berhad	-	(188,521)	-	(188,521)
MTN Disbursement Account charged to Malaysian Trustees Berhad	-	(693)	-	(693)
	<u>21,195,092</u>	<u>34,125,544</u>	<u>614,390</u>	<u>948,501</u>

**34. CAPITAL COMMITMENTS**

As of the end of the financial period, the Group has the following capital expenditure in respect of property, plant and equipment:

	31.12.2012 RM	31.12.2011 RM	1.1.2011 RM
Capital expenditure:			
Approved and contracted for	<u>5,207,334</u>	<u>5,569,650</u>	<u>5,494,401</u>

Notes to the Financial Statements (cont'd)

**35. OPERATING LEASE ARRANGEMENTS**

At the end of the reporting period, the Group has outstanding commitments under non-cancellable operating leases, which fall due as follows:

	31.12.2012 RM	31.12.2011 RM	1.1.2011 RM
Within one year	73,950	91,814	81,413
In the second to third year inclusive	-	20,124	41,096
	<u>73,950</u>	<u>111,938</u>	<u>122,509</u>

Operating lease payments represent rentals payable by the Group for hostels. Leases are negotiated for terms which range from one to two years (31.12.2011: one to two years, 1.1.2011: one to three years) with an option to renew the lease after that date.

**36. PROFIT GUARANTEE**

On June 8, 2009, the Company entered into Sale and Purchase Agreements with the Vendors of Pioneer Vantage Limited ("PVL"), Lifestyle Investment (Hong Kong) Limited ("LHK") and Rubberex (Hong Kong) Limited ("RHK") for the purchase of remaining 40% equity interest in PVL and LHK and additional 20% equity interest in RHK. The salient terms of the Sale and Purchase Agreements are as follows:

- (i) The Vendors and the Company collectively are in agreement that based on the management accounts as at April 30, 2009, the expected aggregate Profit After Tax ("PAT") of China Operations (comprise PVL, LHK, RHK, LPL (Hui Zhou) Glove Co. Ltd. and Lifestyle Safety Products (Hui Zhou) Co. Ltd.) for the financial year ending December 31, 2009 is RM20,000,000;
- (ii) The Vendors irrevocably undertake that in the event that China Operations suffer in aggregate a PAT of less than RM20,000,000 in any of the financial years from 2010 to 2014, the Vendors shall bear the share of ten percent (10%) of the shortfall in PAT in each of the relevant years. Conversely, in the event that China Operations attain in aggregate a PAT in excess of RM20,000,000 in each of the relevant years, the Vendors shall be entitled to share ten percent (10%) of the excess in PAT in each of the relevant years provided always that the share of excess shall not exceed twice of the Guaranteed Retention Amount ("GRA") held for each of the relevant years by the Company. GRA to be held by the Company for each of the relevant years is RM2,400,000; and
- (iii) In order to give full effect to the undertaking by the Vendors to the Company, the Company shall retain the aggregate sum of RM12,000,000 being fifty percent (50%) of the total purchase consideration as GRA for the financial years 2010 to 2014, as disclosed in Note 30. However, RM907,343 (2011: RM2,400,000) was adjusted against the GRA held under other payables relating to contingent consideration under this profit guarantee scheme. As of December 31, 2012, total carrying amount of GRA amounted to RM4,800,000 (2011: RM7,200,000).

**37. SUBSEQUENT EVENT**

An interim dividend of 2.5 sen per ordinary share, tax-exempt, amounting to RM5,683,471 was paid on January 30, 2013 in respect of financial year ending December 31, 2013.



Notes to the Financial Statements (cont'd)

**38. SUPPLEMENTARY INFORMATION - DISCLOSURE ON REALISED AND UNREALISED PROFITS OR LOSSES**

The breakdown of the retained earnings of the Group and of the Company as of December 31, 2012 into realised and unrealised profits or losses, pursuant to the directive issued by Bursa Malaysia Securities Berhad on March 25, 2010, is as follows:

	The Group		The Company	
	2012 RM	2011 RM	2012 RM	2011 RM
<b>Total retained earnings of the Company and its subsidiary companies</b>				
Realised	58,226,353	40,828,390	14,066,496	10,574,402
Unrealised	(15,283,287)	(11,511,405)	(14,028,714)	(10,976,207)
	<hr/>	<hr/>	<hr/>	<hr/>
Add: Consolidation adjustments	42,943,066 3,096,955	29,316,985 (576,570)	37,782 -	(401,805) -
	<hr/>	<hr/>	<hr/>	<hr/>
<b>Total retained earnings/ (accumulated losses) as per statements of financial position</b>	<b>46,040,021</b>	<b>28,740,415</b>	<b>37,782</b>	<b>(401,805)</b>

The determination of realised and unrealised profits or losses is based on Guidance of Special Matter No. 1 "Determination of Realised and Unrealised Profits or Losses in the Context of Disclosure Pursuant to Bursa Securities Listing Requirements" as issued by the Malaysian Institute of Accountants on December 20, 2010.

This supplementary information have been made solely for complying with the disclosure requirements as stipulated in the directives of Bursa Malaysia and is not made for any other purposes.

## Statement by Directors

The directors of **RUBBEREX CORPORATION (M) BERHAD** state that, in their opinion, the accompanying financial statements are drawn up in accordance with Malaysian Financial Reporting Standards, International Financial Reporting Standards and the provisions of the Companies Act, 1965 in Malaysia so as to give a true and fair view of the financial position of the Group and of the Company as of December 31, 2012 and of the financial performance and the cash flows of the Group and of the Company for the year ended on that date.

The supplementary information set out in Note 38, which is not part of the financial statements, is prepared in all material respects, in accordance with Guidance on Special Matter No. 1 "Determination of Realised and Unrealised Profits or Losses in the Context of Disclosure Pursuant to Bursa Malaysia Securities Berhad Listing Requirements" as issued by the Malaysian Institute of Accountants and the directive of Bursa Malaysia Securities Berhad.

Signed in accordance with a resolution of the Directors,

**MR. PING KOK KOH**

**DATO' MOHAMED BIN HAMZAH**

Ipoh,  
April 10, 2013

---

## Declaration by the Officer

Primarily Responsible for the Financial Management of the Company

I, **MR. KHOO CHIN LENG**, the officer primarily responsible for the financial management of **RUBBEREX CORPORATION (M) BERHAD**, do solemnly and sincerely declare that the accompanying financial statements are, in my opinion, correct and I make this solemn declaration conscientiously believing the same to be true, and by virtue of the provisions of the Statutory Declarations Act, 1960.

**MR. KHOO CHIN LENG**

Subscribed and solemnly declared by the abovenamed  
**MR. KHOO CHIN LENG** at **IPOH** this 10th day of April, 2013.

Before me,

**S. LETCHUMI DEVI (A080)**  
COMMISSIONER FOR OATHS

## Properties Held By The Company And Its Subsidiaries

as at 31 December 2012

Location	Tenure/ Expiry date	Description of existing use	Land area (sq. m)	Date of Acquisition/ [Revaluation]	Age (years)/ Carrying amount (RM'000)
Lot 138201, Mukim Hulu Kinta, Kawasan Perindustrian Bercham, Bercham, Ipoh, Perak Darul Ridzuan, Malaysia.	Freehold/-	Manufacturing, warehouse and office	37,258	[1996]	18.5/3,520
PT 218274, Mukim Hulu Kinta, Kawasan Perindustrian Bercham, Bercham, Ipoh, Perak Darul Ridzuan, Malaysia.	Leasehold (60 years)/ 23 April 2055	Manufacturing, warehouse and office	32,382	1999	14.0/1,147
PT 218274, Mukim Hulu Kinta, Kawasan Perindustrian Bercham, Bercham, Ipoh, Perak Darul Ridzuan, Malaysia.	Leasehold (99 years)/ 23 December 2106	Manufacturing, warehouse and office	12,140	2007	5.0/244
Plot 010169, 010170 Daxiotang Village, Luoyang Town, Buluo County, Huizhou City, Guangdong Province, People's Republic of China.	Leasehold (50 years)/ 29 November 2056	Manufacturing, warehouse and office	104,597	2006	7.0/7,666
Plot 010984 Daxiotang Village, Luoyang Town, Buluo County, Huizhou City, Guangdong Province, People's Republic of China.	Leasehold (50 years)/ 29 June 2055	Manufacturing, warehouse and office	41,115	2007	6.0/4,452
Factory buildings located at Lot 138201, Mukim Hulu Kinta, Kawasan Perindustrian Bercham, Bercham, Ipoh, Perak Darul Ridzuan, Malaysia.	-	Manufacturing, warehouse and office	12,620	[1996]	18.5/2,471
Factory buildings located at PT 218274, Mukim Hulu Kinta, Kawasan Perindustrian Bercham, Bercham, Ipoh, Perak Darul Ridzuan, Malaysia.	-	Manufacturing, warehouse and office	10,860	1999	14.0/3,978
Factory buildings located at Daxiotang Village, Luoyang Town, Buluo County, Huizhou City, Guangdong Province, People's Republic of China.	-	Manufacturing, warehouse and office	19,685	2006	7.0/29,828

## Form of Proxy

CDS Account No.	No. of shares held

I/We \_\_\_\_\_ Tel: \_\_\_\_\_  
[Full name in block, NRIC No./Company No. and telephone number]

of \_\_\_\_\_  
 being a member/members of RUBBEREX CORPORATION (M) BERHAD, hereby appoint:-

Full Name (in Block)	NRIC/Passport No.	Proportion of Shareholdings	
		No. of Shares	%
Address			

and/or (delete as appropriate)

Full Name (in Block)	NRIC/Passport No.	Proportion of Shareholdings	
		No. of Shares	%
Address			

or failing him, THE CHAIRMAN OF THE MEETING as my/our proxy to vote for me/us and on my/our behalf at the Seventeenth Annual General Meeting of the Company to be held at The Rooms (formerly known as Kinta Room), Level 1, Impiana Hotel, 18 Jalan Raja Dr. Nazrin Shah, 30250 Ipoh, Perak Darul Ridzuan on Thursday, 23 May 2013 at 10:00 a.m. and at any adjournment thereof, and to vote as indicated below:

Resolution		For	Against
1.	Adoption of Audited Financial Statements for the financial year ended 31 December 2012		
2.	To approve the payment of Directors' fees		
3.	Re-election of Director – Mr. Yap Jek Nan		
4.	Re-election of Director – Dato' Abd Rahim bin Abd Halim		
5.	Re-appointment of Director – Dato' Mohamed bin Hamzah		
6.	To appoint Auditors and to authorise the Directors to fix their remuneration		
7.	Proposed Renewal of Authority for RUBBEREX CORPORATION (M) BERHAD to purchase its own ordinary shares of RM0.50 each representing up to 10% of the issued and paid-up share capital of the Company		
8.	Retention of Independent Non-Executive Director – Dato' Mohamed bin Hamzah		
9.	Retention of Independent Non-Executive Director – Mr. Yap Jek Nan		

Please indicate with a cross (x) in the space provided whether you wish your votes to be cast for or against the Resolutions. In the absence of specific direction, your proxy will vote or abstain as he thinks fit.

Dated this \_\_\_\_\_ day of \_\_\_\_\_ 2013

\_\_\_\_\_  
 Signature of Shareholder/Common Seal

**Notes:**

1. A member of the Company entitled to attend and vote at the meeting is entitled to appoint a proxy to attend and vote in his stead. A proxy may but need not be a member of the Company and the provision of Section 149 (1) (b) of the Companies Act, 1965 shall not apply to the Company. A member shall not be entitled to appoint more than two proxies to attend at the same meeting. Where a member appoints two proxies, the appointments shall be invalid unless he specifies the proportion of his holdings to be represented by each proxy.
2. If a member having appointed a proxy to attend a general meeting attends such meeting in person, the appointment of such proxy shall be null and void in respect of such meeting and his proxy shall not be entitled to attend such meeting.
3. Where a member of the Company is an authorised nominee as defined in the Securities Industry (Central Depositories) Act, 1991 ("SICDA"), it may appoint not more than two (2) proxies in respect of each securities account it holds in ordinary shares of the Company standing to the credit of the said securities account.
4. Where a member of the Company is an exempt authorised nominee which holds ordinary shares in the Company for multiple beneficial owners in one (1) securities account ("omnibus account"), there is no limit to the number of proxies which the exempt authorised nominee may appoint in respect of each omnibus account it holds. An exempt authorised nominee refers to an authorised nominee defined under SICDA which is exempted from compliance with the provisions of subsection 25A (1) of SICDA.
5. Where a member or the authorised nominee appoints two (2) proxies, or where an exempt authorised nominee appoints two (2) or more proxies, the proportion of shareholdings to be represented by each proxy must be specified in the instrument appointing the proxies.
6. The instrument appointing a proxy, with the power of attorney or other authority (if any) under which it is signed or a notarially certified or office copy of such power or authority, shall be deposited at the Company's registered office at 41, Jalan Medan Ipoh 6, Bandar Baru Medan Ipoh, 31400 Ipoh, Perak Darul Ridzuan not less than forty eight (48) hours before the time appointed for holding the meeting or adjourned meeting, as the case may be, at which the person named as proxy in such instrument proposes to vote, or in the case of a poll, not less than twenty four (24) hours before the time appointed for the taking of the poll, and in default the instrument of proxy shall not be treated as valid.
7. For the purpose of determining a member who shall be entitled to attend this meeting, the Company shall be requesting the Bursa Malaysia Depository Sdn. Bhd. to make available to the Company pursuant to Article 58A (b) of the Articles of Association of the Company and Paragraph 7.16 (2) of the Main Market Listing Requirements of Bursa Malaysia Securities Berhad, a Record of Depositors as at 15 May 2013 and only a Depositor whose name appear on such Record of Depositors shall be entitled to attend this meeting.



*Please fold along this line (1)*

AFFIX  
STAMP

The Company Secretary  
**RUBBEREX CORPORATION (M) BERHAD**  
41, Jalan Medan Ipoh 6  
Bandar Baru Medan Ipoh  
31400 Ipoh  
Perak Darul Ridzuan, Malaysia

*Please fold along this line (2)*

**Rubberex Corporation (M) Berhad** (372642 - U)

Lot 138201, Off 3/4 Mile, Jalan Bercham  
Kawasan Perindustrian Bercham  
31400 Ipoh, Perak Darul Ridzuan, Malaysia.

[www.rubberex.com.my](http://www.rubberex.com.my)